

# Chicago Fed Midwest Manufacturing Index

## Midwest Manufacturing Output Unchanged in June

**Embargoed for release:  
Noon Eastern Time  
11:00 am Central Time  
August 12, 2002**

**Contact: James Pieper  
312-322-2387**

**Federal Reserve Bank of Chicago  
230 South LaSalle Street  
Chicago, IL 60604**

The Chicago Fed Midwest Manufacturing Index (CFMMI) was essentially unchanged in June at a seasonally adjusted level of 151.0 (1992=100). Revised data show the index was at 151.1 in May, an increase of 0.7% from April. The Federal Reserve Board's industrial production index for manufacturing (IPMFG) was up 0.7% in June after rising 0.5% in May. June output in the region was 0.1% lower than a year earlier, while output in the nation was up 0.3%.

Output changes were mixed for the four CFMMI sub-sectors in June. Midwest resource sector output posted the largest gain, rising 1.0% in June after increasing 0.1% the month prior. The regional machinery sector's output increased 0.2% after rising 1.6% in May. Output in the Midwest steel sector fell 0.2%, after being unchanged the month before. Regional auto sector output decreased 1.7% in June after falling 0.2% the previous month.

The Midwest resource sector's output increased 1.0% in June while output in the nation's resource sector rose 0.4%. Gains in output in the regional food, petroleum, and paper industries outpaced declines in the chemical industry. Compared with a year ago, regional resource output was 0.4% higher in June, compared with a 1.5% gain for the nation.

Midwest machinery output rose 0.2% in June while the nation's output increased 0.5%. Regional machinery output in June was down 1.2% from a year earlier while national machinery output rose 3.4%.

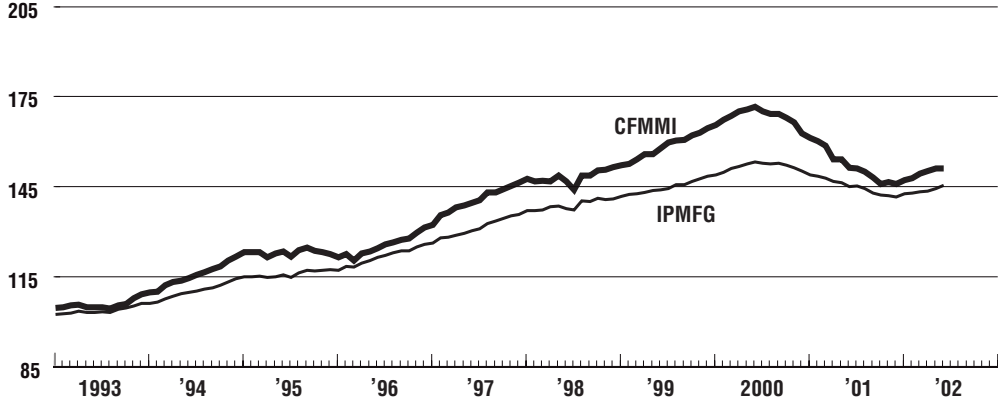
Regional steel output decreased 0.2% in June compared with a 0.8% gain for the nation. Regional steel output was 2.6% below its June 2001 level, compared with a 0.8% decrease in the nation.

Midwest automotive output fell 1.7% in June, while the nation's auto output was up 1.2%. Compared with a year earlier, Midwest automotive output was 6.0% higher while national output was 0.2% lower.

— William A. Strauss • Senior Economist and Economic Advisor • 312-322-8151

### Chicago Fed Midwest Manufacturing Index

Index, 1992=100



**The next CFMMI will be released:  
September 11, 2002  
Noon Eastern Time  
11:00 am Central Time**

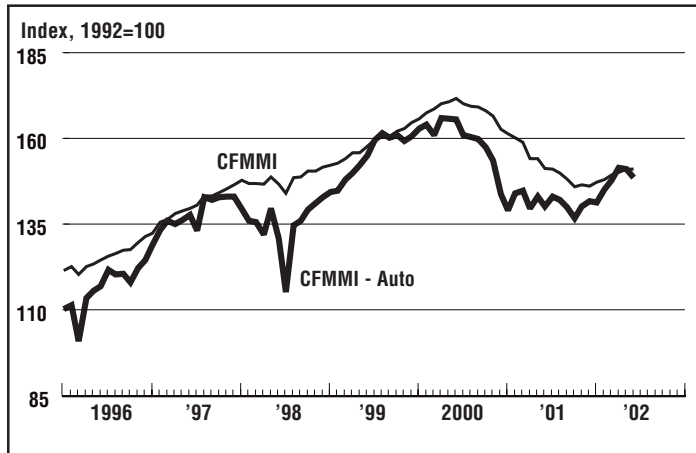
FEDERAL RESERVE BANK  
OF CHICAGO

### Manufacturing output indexes—June 2002

	percent change from		
	1 month ago	3 months ago	1 year ago
Chicago Fed Midwest Manufacturing Index (CFMMI)	0.0	1.1	-0.1
US Industrial Production-Manufacturing (IPMFG)	0.7	1.4	0.3

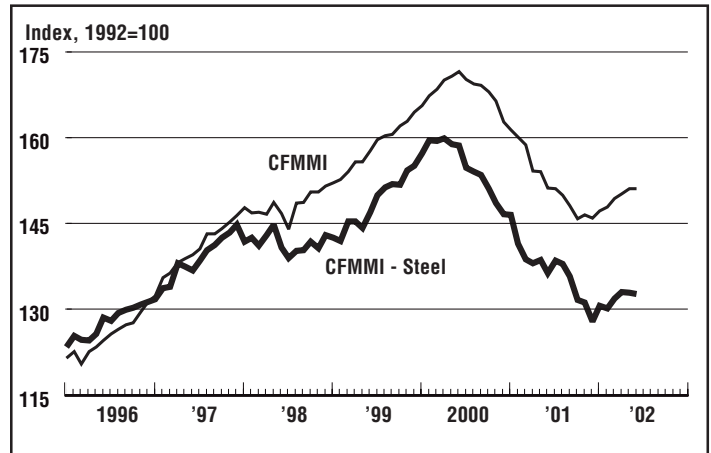
# Tracking Midwest Manufacturing Activity by Sectors — June 2002

## Auto Sector



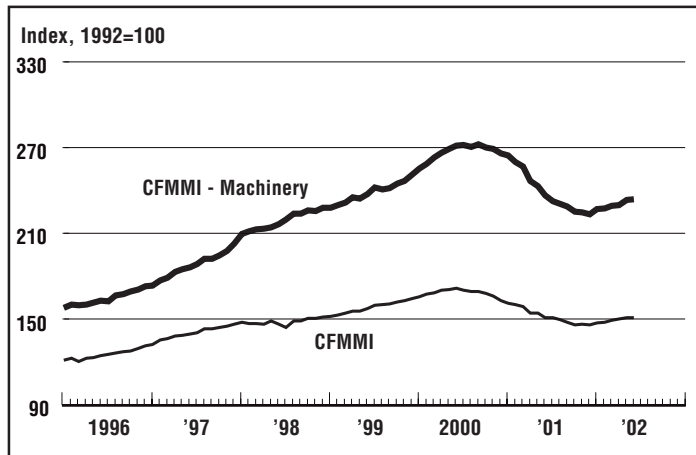
Auto Sector CFMMI Components:  
Rubber and Miscellaneous Plastics Products; Transportation Equipment

## Steel Sector



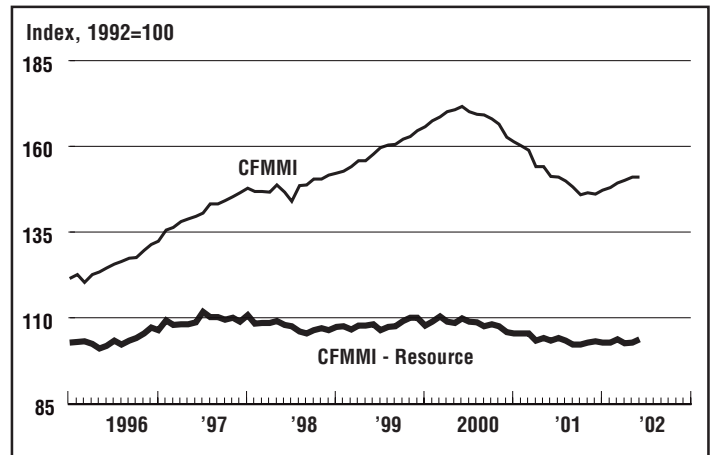
Steel Sector CFMMI Components:  
Primary Metal Industries; Fabricated Metal Products

## Machinery Sector



Machinery Sector CFMMI Components:  
Industrial Machinery and Equipment; Electronic and Other Electric Equipment;  
Instruments and Related Products

## Resource Sector



Resource Sector CFMMI Components:  
Food and Kindred Products; Lumber and Wood Products, Paper and Allied Products,  
Chemicals and Allied Products; Petroleum and Coal Products; Stone, Clay, and Glass  
Products

## Manufacturing Activity: Summary Table

	Index, 1992=100			Percent change			
	Apr 02	May 02	Jun 02	Monthly		Annual	Jun 01-Jun 02
				Apr 02	May 02		
CFMMI	150.1	151.1	151.0	0.5	0.7	0.0	-0.1
CFMMI - Auto	151.4	151.1	148.5	2.4	-0.2	-1.7	6.0
CFMMI - Steel	133.0	132.9	132.7	0.8	0.0	-0.2	-2.6
CFMMI - Machinery	229.9	233.5	234.0	0.4	1.6	0.2	-1.2
CFMMI - Resource	102.7	102.8	103.8	-1.0	0.1	1.0	0.4
IPMFG	143.5	144.3	145.4	0.1	0.5	0.7	0.3

Note: Three of the sixteen industries in the CFMMI are not included in any of the four sectors above. These are Furniture and Fixtures, Printing and Publishing, and Miscellaneous Manufacturing Industries.

The Chicago Fed Midwest Manufacturing Index (CFMMI) is a monthly estimate of manufacturing output in the region by major industry. The Midwest is defined as the five states comprising the Seventh Federal Reserve District: Illinois, Indiana, Iowa, Michigan, and Wisconsin. The CFMMI is a composite index of 16 manufacturing industries (identified by 2-digit SIC codes) that uses electrical power and hours worked data to measure monthly changes in regional activity. The CFMMI provides a regional comparison with the manufacturing component of the Industrial Production Index (IPMFG) compiled by the Federal Reserve Board. Although the IPMFG is constructed differently than the CFMMI, it also uses electrical power and hours worked data as measures of industry output for about 60 percent of its total production index.

CFMMI and IPMFG historical data are available on the  
Federal Reserve Bank of Chicago's Web site at  
<http://www.chicagofed.org>