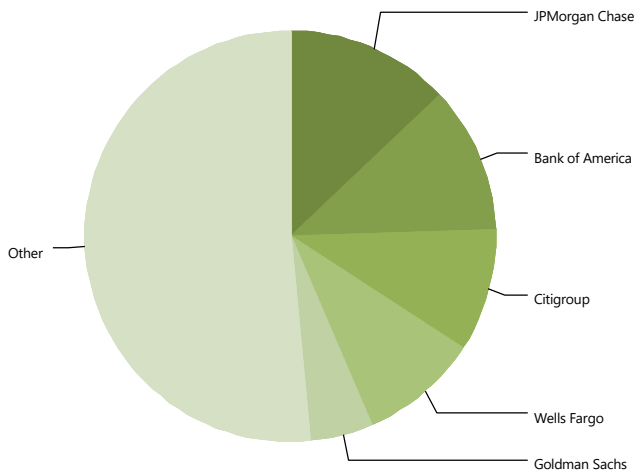
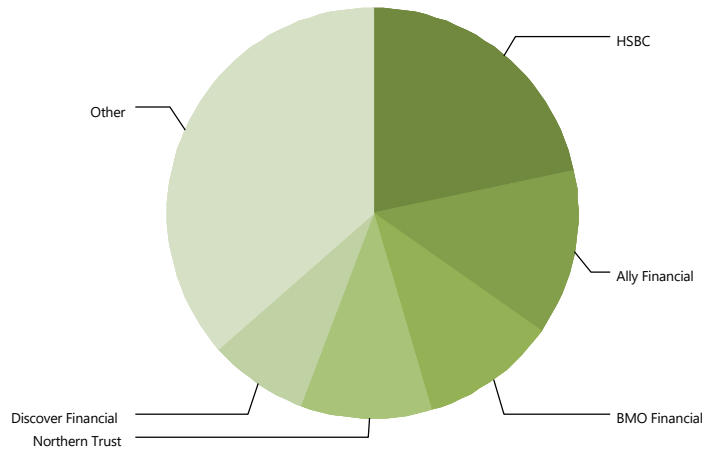


Total Assets of U.S. Top Tier BHCs



Total Assets of Seventh District Top Tier BHCs



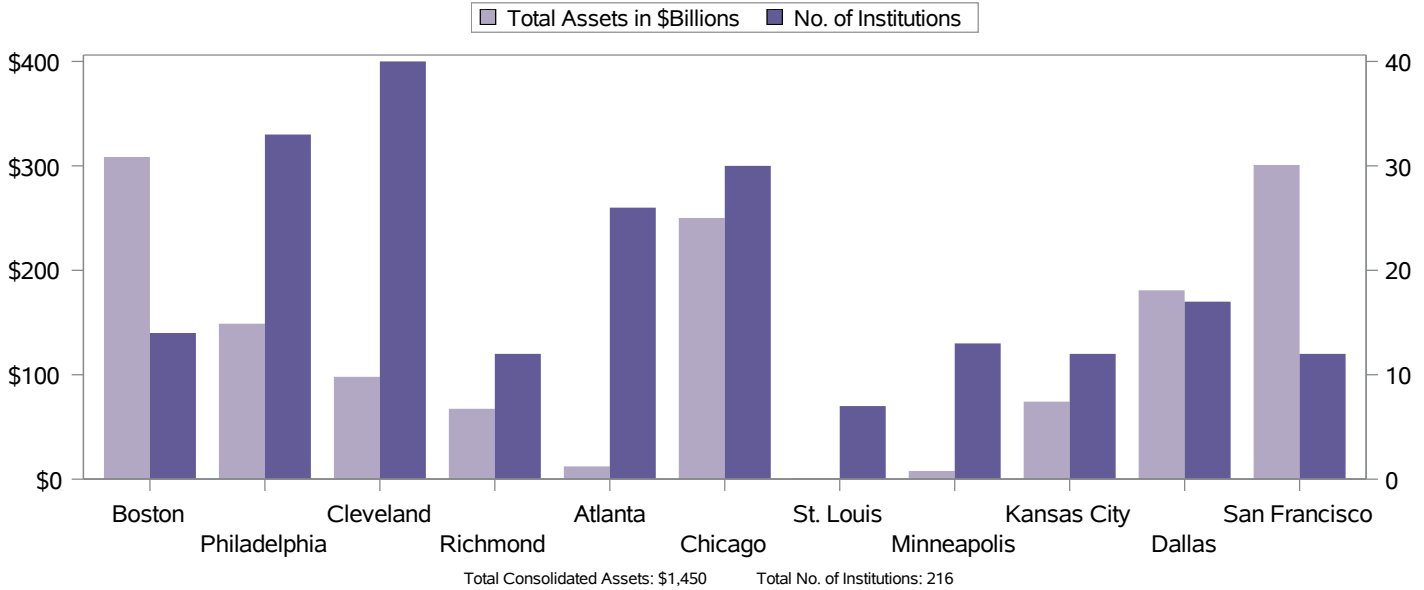
U.S. Top Tier BHCs	Total Assets	Percent	District
JPMorgan Chase	\$2,590	13%	New York
Bank of America	\$2,292	12%	Richmond
Citigroup	\$1,912	10%	New York
Wells Fargo	\$1,880	9%	San Francisco
Goldman Sachs	\$969	5%	New York
<b>Top 5 Subtotal</b>	<b>\$9,643</b>	<b>48%</b>	
Other	\$10,275	52%	
<b>Total</b>	<b>\$19,917</b>	<b>100%</b>	

Seventh District Top Tier BHCs	Total Assets	Percent	Rank
HSBC	\$284	22%	12
Ally Financial	\$171	13%	17
BMO Financial	\$139	11%	23
Northern Trust	\$135	10%	25
Discover Financial	\$103	8%	32
<b>Top 5 Subtotal</b>	<b>\$833</b>	<b>64%</b>	
Other	\$478	36%	
<b>Total</b>	<b>\$1,311</b>	<b>100%</b>	

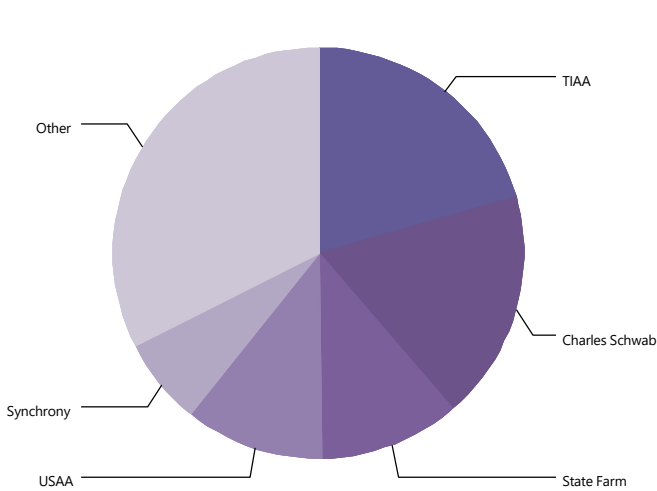
Source of Data: FR Y-9C Consolidated Financial Statements for Bank Holding Companies  
FR Y-9SP Parent Company Only Financial Statements for Small Bank Holding Companies

Components may not add to totals due to rounding  
Data generated March 3, 2020

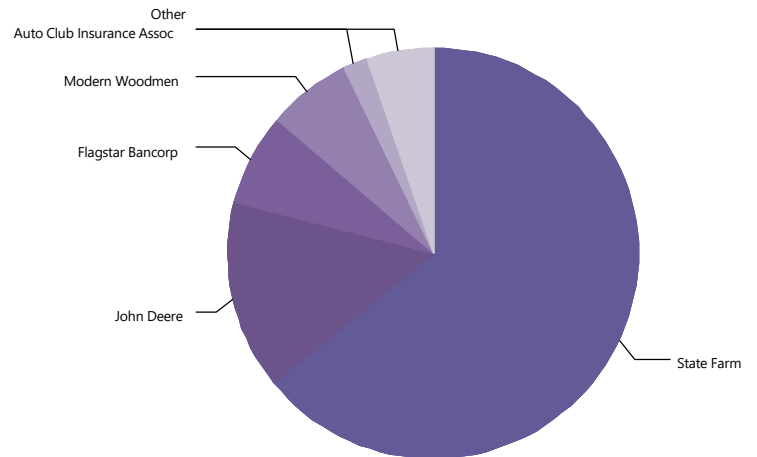
### U.S. Top Tier Savings and Loan Holding Companies (SLHCs) as of June 30, 2018 Total Assets and Number of Institutions by Federal Reserve District



Total Assets of U.S. Top Tier SLHCs



Total Assets of Seventh District Top Tier SLHCs



U.S. Top Tier SLHCs	Total Assets	Percent	District
TIAA	\$299	21%	Boston
Charles Schwab	\$262	18%	San Francisco
State Farm	\$160	11%	Chicago
USAA	\$159	11%	Dallas
Synchrony	\$99	7%	Philadelphia
<b>Top 5 Subtotal</b>	<b>\$979</b>	<b>68%</b>	
Other	\$471	32%	
<b>Total</b>	<b>\$1,450</b>	<b>100%</b>	

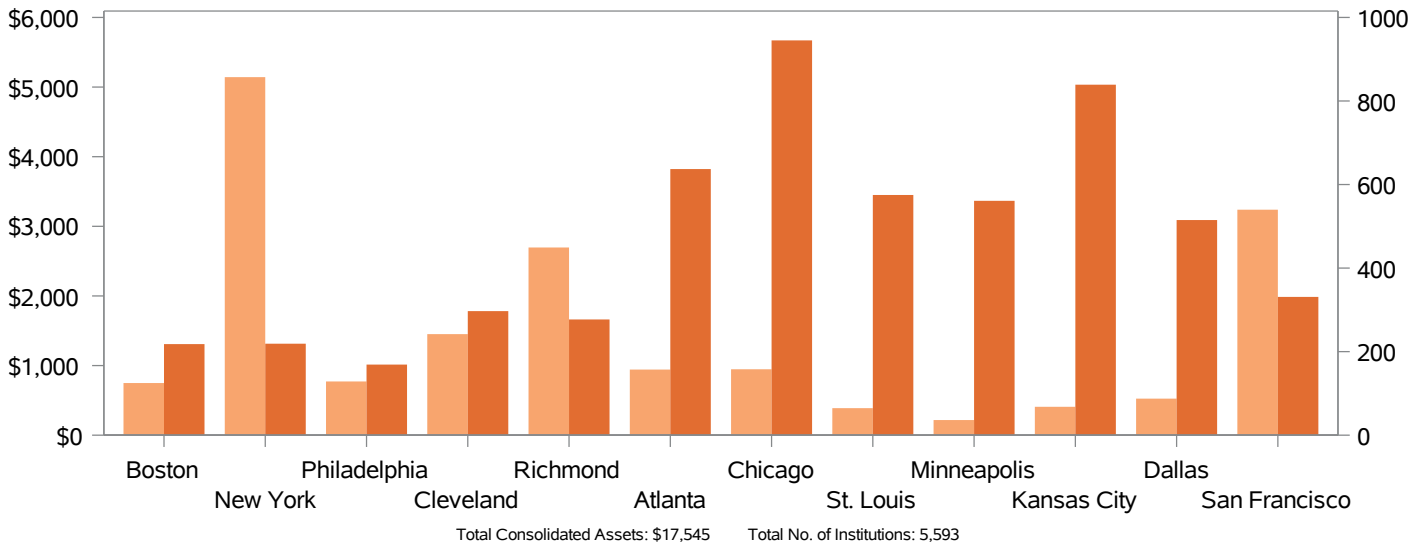
Seventh District Top Tier SLHCs	Total Assets	Percent	Rank
State Farm	\$160	64%	3
John Deere	\$37	15%	8
Flagstar Bancorp	\$18	7%	11
Modern Woodmen	\$17	7%	12
Auto Club Insurance Assoc	\$5	2%	27
<b>Top 5 Subtotal</b>	<b>\$237</b>	<b>95%</b>	
Other	\$13	5%	
<b>Total</b>	<b>\$250</b>	<b>100%</b>	

Source of Data: FR Y-9C Consolidated Financial Statements for Bank Holding Companies  
FR Y-9SP Parent Company Only Financial Statements for Small Bank Holding Companies  
FR 2320 Quarterly Savings and Loan Holding Company Report

Components may not add to totals due to rounding  
SLHC data may include parent only figures  
Data generated March 3, 2020

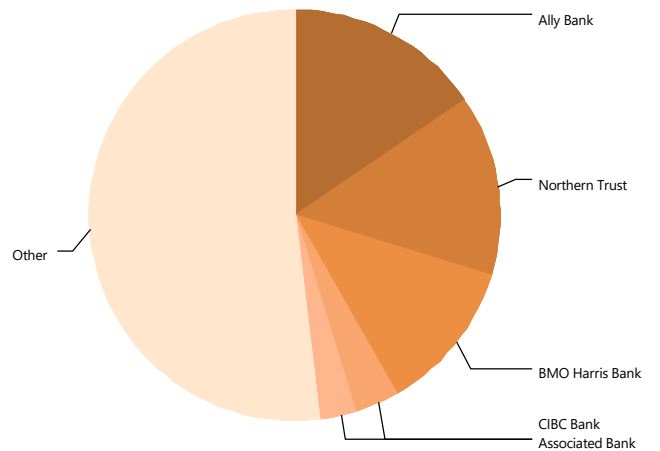
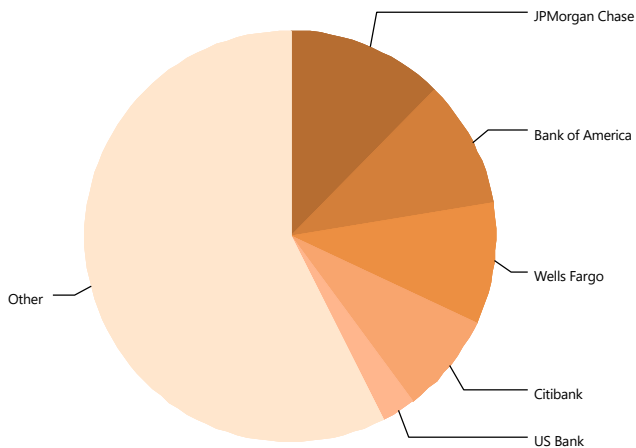
### U.S. Banks as of June 30, 2018 Total Assets and Number of Institutions by Federal Reserve District

■ Total Assets in \$Billions   
 ■ No. of Institutions



Total Assets of U.S. Banks

Total Assets of Seventh District Banks



U.S. Top Tier Banks	Total Assets	Percent	District
JPMorgan Chase	\$2,168	12%	New York
Bank of America	\$1,760	10%	Richmond
Wells Fargo	\$1,675	10%	San Francisco
Citibank	\$1,398	8%	New York
US Bank	\$453	3%	Cleveland
<b>Top 5 Subtotal</b>	<b>\$7,453</b>	<b>42%</b>	
Other	\$10,092	58%	
<b>Total</b>	<b>\$17,545</b>	<b>100%</b>	

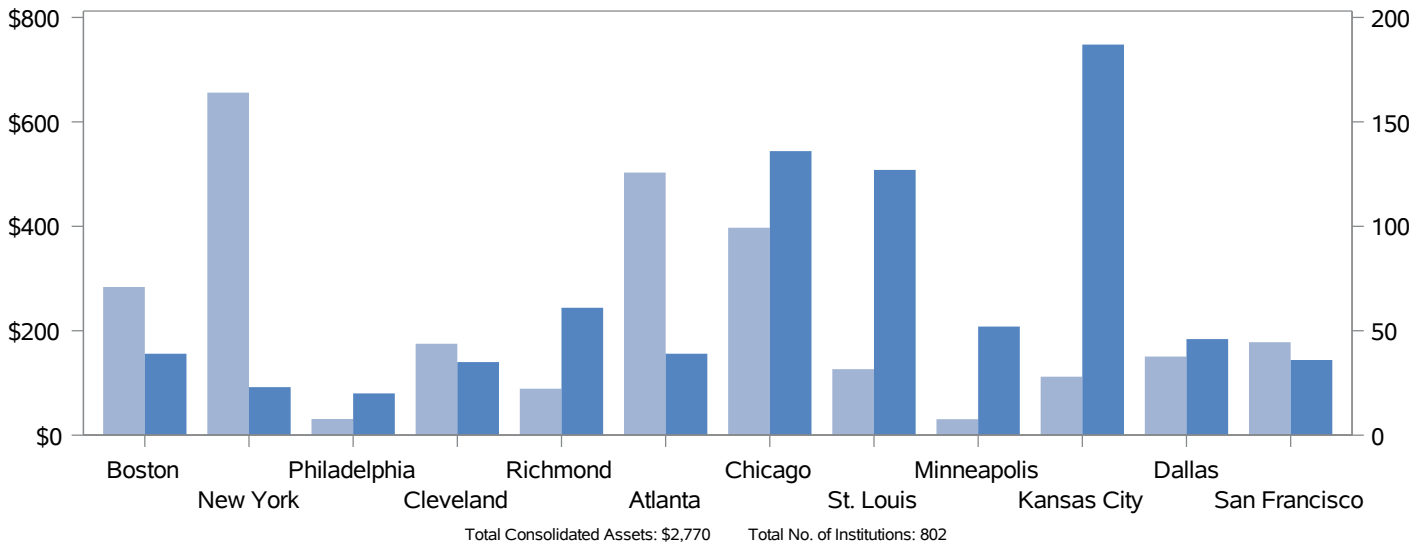
Seventh District Top Tier Banks	Total Assets	Percent	Rank
Ally Bank	\$147	16%	16
Northern Trust	\$135	14%	20
BMO Harris Bank	\$113	12%	28
Associated Bank	\$34	4%	56
CIBC Bank	\$26	3%	69
<b>Top 5 Subtotal</b>	<b>\$455</b>	<b>48%</b>	
Other	\$492	52%	
<b>Total</b>	<b>\$947</b>	<b>100%</b>	

Source of Data: FFIEC 031 Consolidated Reports of Condition and Income for a Bank with Domestic and Foreign Offices  
FFIEC 041 Consolidated Reports of Condition and Income for a Bank with Domestic Offices Only

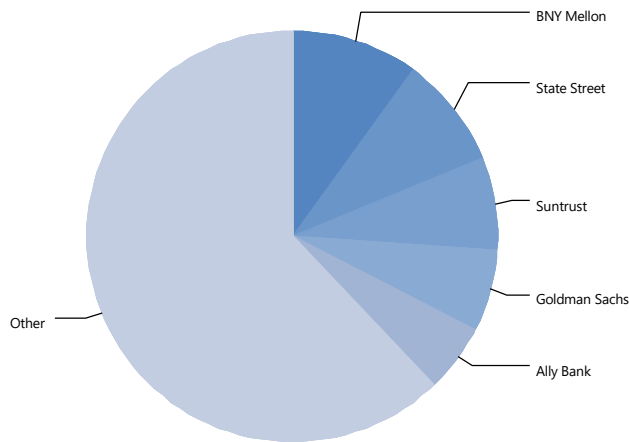
Components may not add to totals due to rounding  
Data generated March 3, 2020

### U.S. State Member Banks (SMBs) as of June 30, 2018 Total Assets and Number of Institutions by Federal Reserve District

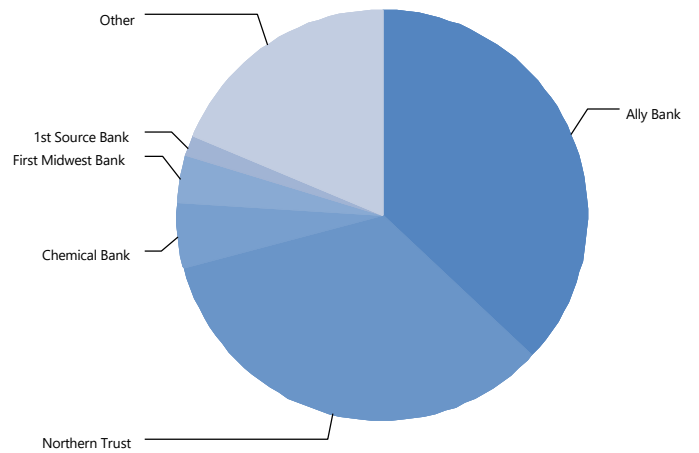
■ Total Assets in \$Billions ■ No. of Institutions



Total Assets of U.S. SMBs



Total Assets of Seventh District SMBs



U.S. Top Tier SMBs	Total Assets	Percent	District
BNY Mellon	\$277	10%	New York
State Street	\$245	9%	Boston
Suntrust	\$202	7%	Atlanta
Goldman Sachs	\$177	6%	New York
Ally Bank	\$147	5%	Chicago
<b>Top 5 Subtotal</b>	<b>\$1,048</b>	<b>38%</b>	
Other	\$1,722	62%	
<b>Total</b>	<b>\$2,770</b>	<b>100%</b>	

Seventh District Top Tier SMBs	Total Assets	Percent	Rank
Ally Bank	\$147	37%	5
Northern Trust	\$135	34%	7
Chemical Bank	\$20	5%	21
First Midwest Bank	\$15	4%	29
1st Source Bank	\$6	2%	42
<b>Top 5 Subtotal</b>	<b>\$323</b>	<b>81%</b>	
Other	\$74	19%	
<b>Total</b>	<b>\$397</b>	<b>100%</b>	

Source of Data: FFIEC 031 Consolidated Reports of Condition and Income for a Bank with Domestic and Foreign Offices  
FFIEC 041 Consolidated Reports of Condition and Income for a Bank with Domestic Offices Only

Components may not add to totals due to rounding  
Data generated March 3, 2020