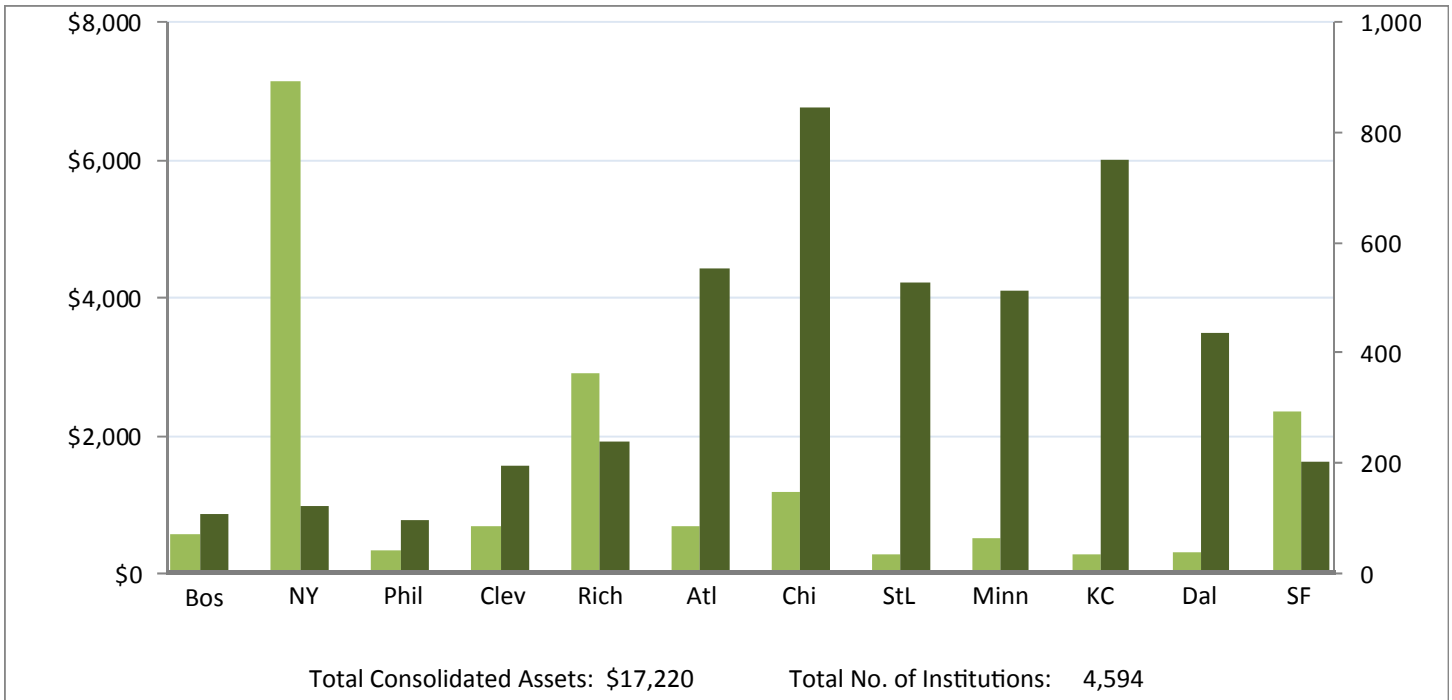


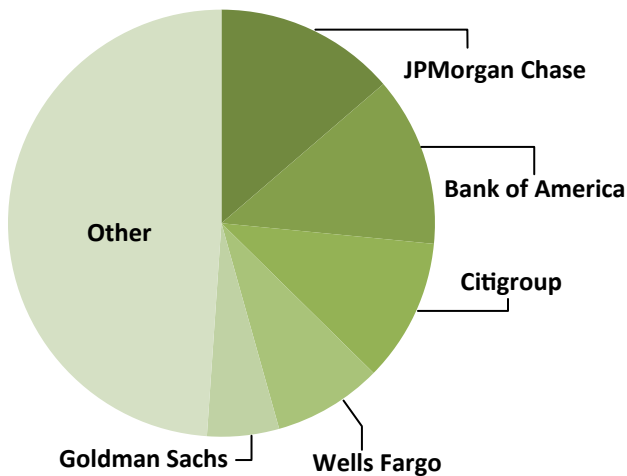
U.S. Top Tier Bank Holding Companies (BHCs) as of December 31, 2012

Total Assets and Number of Institutions by Federal Reserve District

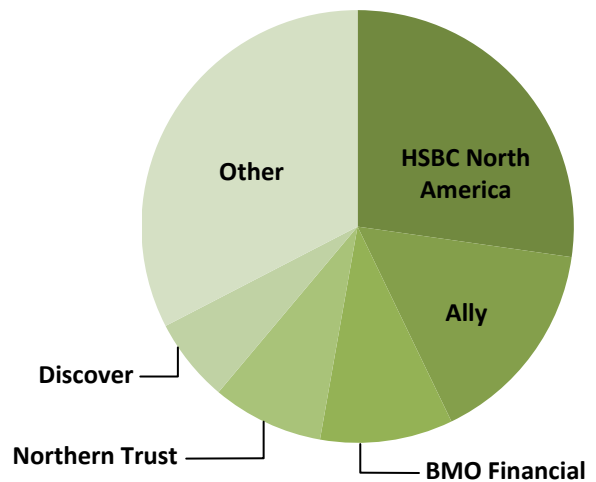
■ Total Assets in \$Billions ■ No. of Institutions



Total Assets of U.S. Top Tier BHCs



Total Assets of Seventh District Top Tier BHCs



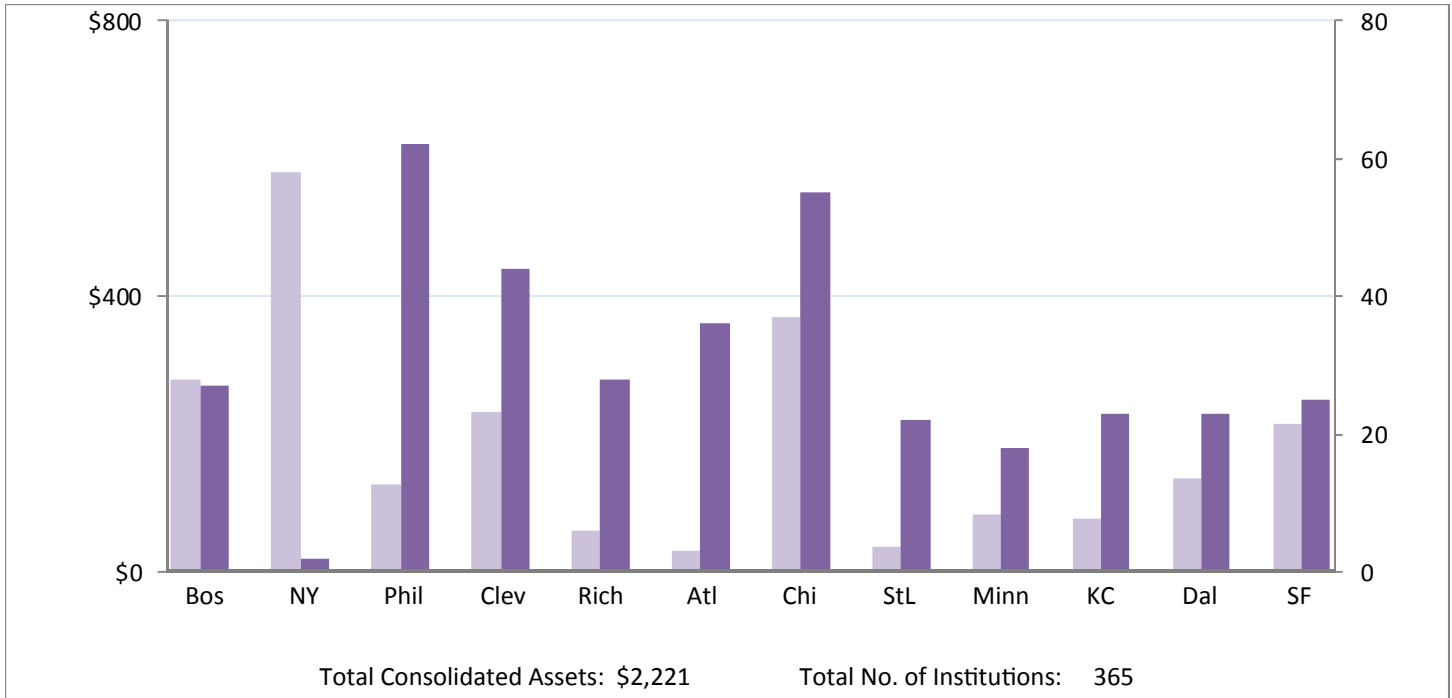
U.S. Top Tier BHCs	Total Assets*	District
JPMorgan Chase & Co.	\$2,359 14%	New York
Bank of America Corporation	2,212 13	Richmond
Citigroup Inc.	1,865 11	New York
Wells Fargo & Company	1,423 8	San Francisco
The Goldman Sachs Group, Inc.	939 5	New York
Top 5 Subtotal	8,798 51	
All Other U.S. BHCs	8,422 49	
Total	17,220 100	

Seventh District Top Tier BHCs	Total Assets*	U.S. Rank
HSBC North America Holdings Inc.	\$319 27%	10
Ally Financial Inc.	182 16	16
BMO Financial Corp.	116 10	22
Northern Trust Corporation	97 8	23
Discover Financial Services	73 6	30
Top 5 Subtotal	788 67	
All Other Seventh District BHCs	381 33	
Total	1,169 100	

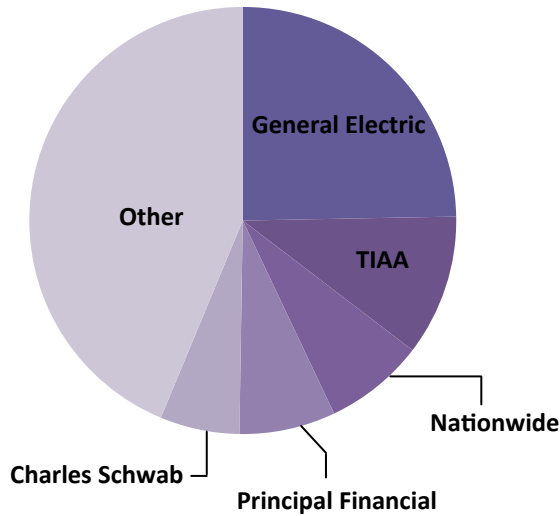
U.S. Top Tier Savings and Loan Holding Companies (SLHCs) as of December 31, 2012

Total Assets and Number of Institutions by Federal Reserve District

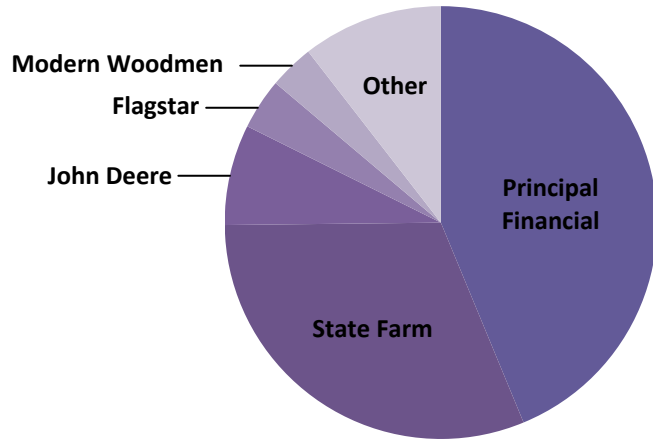
■ Total Assets in \$Billions ■ No. of Institutions



Total Assets of U.S. Top Tier SLHCs



Total Assets of Seventh District Top Tier SLHCs



U.S. Top Tier SLHCs	Total Assets*	District
General Electric Company	\$549 25%	New York
TIAA	237 11	Boston
Nationwide	168 8	Boston
Principal Financial	162 7	Chicago
Charles Schwab	134 6	Cleveland
Top 5 Subtotal	1,250 56	
All Other U.S. SLHCs	971 44	
Total	2,221 100	

Seventh District Top Tier SLHCs	Total Assets*	U.S. Rank
Principal Financial	\$162 44%	4
State Farm	115 31	7
John Deere	28 8	13
Flagstar	14 4	21
Modern Woodmen of America	12 3	23
Top 5 Subtotal	331 89	
All Other Seventh District SLHCs	39 11	
Total	370 100	

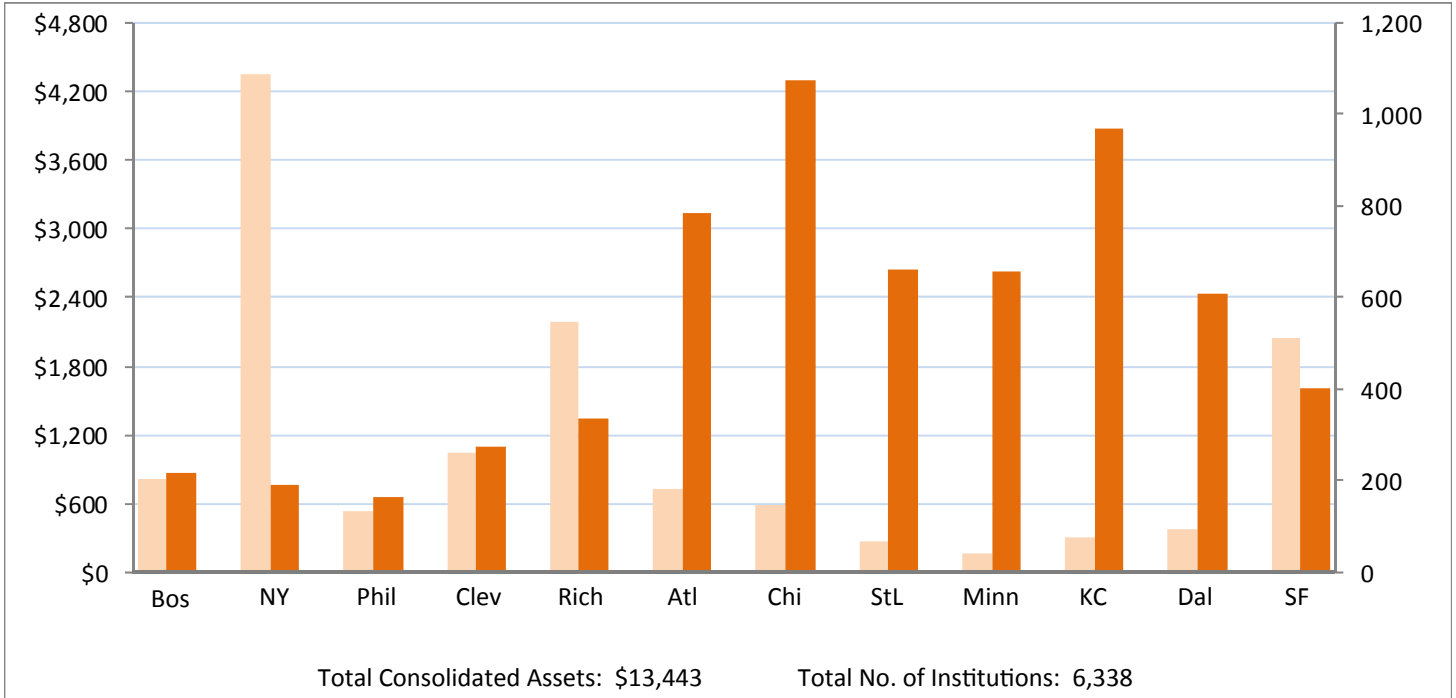
Source of Data: FR Y-9C Consolidated Financial Statements for Bank Holding Companies
 FR Y-9SP Parent Company Only Financial Statements for Small Bank Holding Companies
 FR 2320 Quarterly Savings and Loan Holding Company Report

*Total Assets in \$Billions; data generated March 8, 2013
 Components may not add to totals due to rounding
 SLHC data may include parent only figures

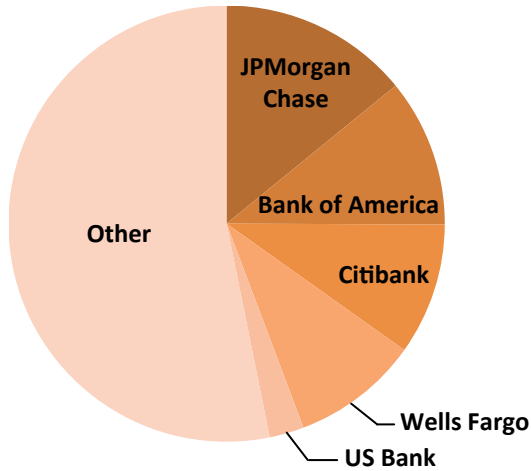
U.S. Banks as of December 31, 2012

Total Assets and Number of Institutions by Federal Reserve District

■ Total Assets in \$Billions
 ■ No. of Institutions

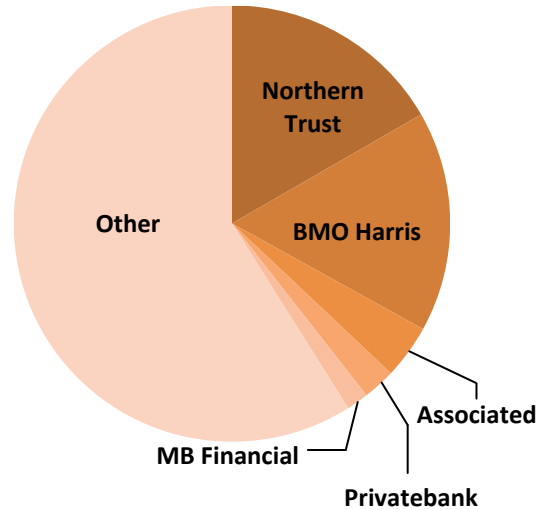


Total Assets of U.S. Banks



U.S. Banks	Total Assets*	District
JPMorgan Chase Bank NA	\$1,897 14%	New York
Bank of America NA	1,474 11	Richmond
Citibank NA	1,313 10	New York
Wells Fargo Bank NA	1,266 9	San Francisco
US Bank NA	345 3	Cleveland
Top 5 Subtotal	6,295 47	
All Other U.S. Banks	7,147 53	
Total	13,443 100	

Total Assets of Seventh District Banks



Seventh District Banks	Total Assets*	U.S. Rank
Northern Trust Company	\$97 17%	20
BMO Harris Bank NA	95 16	22
Associated Bank NA	23 4	55
Privatebank & Trust Company	14 2	86
MB Financial Bank NA	10 2	114
Top 5 Subtotal	239 41	
All Other Seventh District Banks	343 59	
Total	582 100	

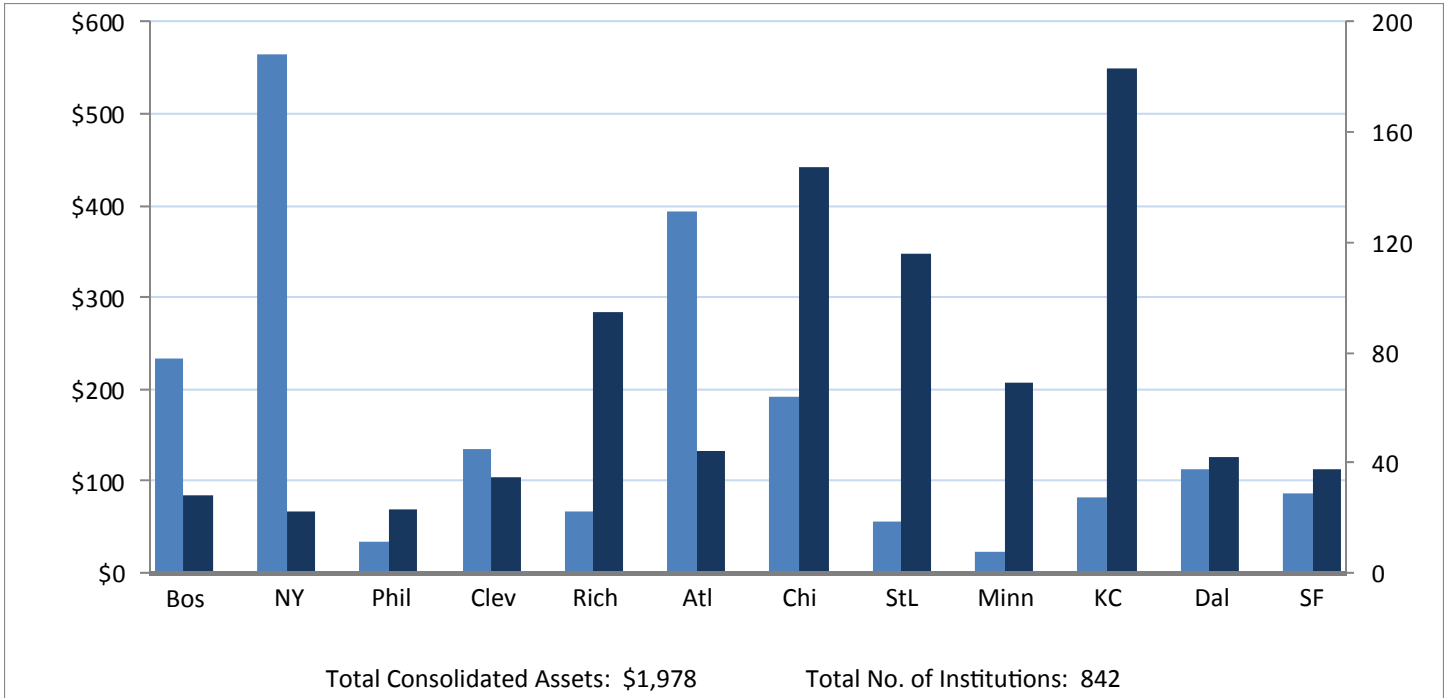
Source of Data: FFIEC 031 Consolidated Reports of Condition and Income for a Bank with Domestic and Foreign Offices
 FFIEC 041 Consolidated Reports of Condition and Income for a Bank with Domestic Offices Only

*Total Assets in \$Billions; data generated March 8, 2013
 Components may not add to totals due to rounding


U.S. State Member Banks (SMBs) as of December 31, 2012

Total Assets and Number of Institutions by Federal Reserve District

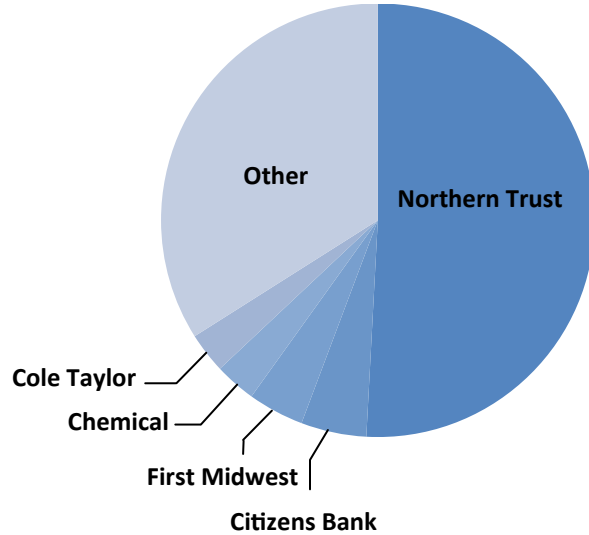
■ Total Assets in \$Billions ■ No. of Institutions



Total Assets of U.S. SMBs



Total Assets of Seventh District SMBs



U.S. SMBs	Total Assets*	District
Bank of New York Mellon	\$282 14%	New York
State Street Bank & Trust Company	219 11	Boston
Suntrust Bank	169 9	Atlanta
Regions Bank	120 6	Atlanta
Fifth Third Bank	119 6	Cleveland
Top 5 Subtotal	910 46	
All Other U.S. SMBs	1,067 54	
Total	1,978 100	

Seventh District SMBs	Total Assets*	U.S. Rank
Northern Trust Company	\$97 51%	7
Citizens Bank	9 5	22
First Midwest Bank	8 4	24
Chemical Bank	6 3	28
Cole Taylor Bank	6 3	29
Top 5 Subtotal	126 66	
All Other Seventh District SMBs	65 34	
Total	191 100	

Source of Data: FFIEC 031 Consolidated Reports of Condition and Income for a Bank with Domestic and Foreign Offices
FFIEC 041 Consolidated Reports of Condition and Income for a Bank with Domestic Offices Only

*Total Assets in \$Billions; data generated March 8, 2013
Components may not add to totals due to rounding