

# Chicago Fed Midwest Manufacturing Index

## Midwest Manufacturing Output Increased in March

The Chicago Fed Midwest Manufacturing Index (CFMMI) increased 1.9% in March, to a seasonally adjusted level of 85.0 (2007 = 100). Revised data show the index increased 1.3% in February to 83.4. The Federal Reserve Board's industrial production index for manufacturing (IPMFG) rose 0.7% in March. Regional output in March rose 12.5% from a year earlier, and national output increased 7.1%.

All four regional sectors increased in March:

- Regional auto sector production increased 4.7%;
- Regional steel sector output rose 2.3%;
- Regional machinery sector production moved up 1.6%; and
- Regional resource sector output improved 0.9%.

The region's auto sector production increased 4.7% in March after rising 4.0% in February. National auto output rose 1.8% in March. The Midwest's automotive output was up 20.3% in March relative to its year-ago level, and national automotive output was up 9.4%.

The region's steel sector output rose 2.3% in March after increasing 1.2% in the previous month. The nation's steel output was up 0.8% in March. Regional steel output was up 19.7% from its March 2010 level, and national steel output was up 11.4%.

The Midwest's machinery sector production moved up 1.6% in March after increasing 0.8% in February. The nation's machinery production increased 0.4% in March. Regional machinery output in March was up 17.1% from its year-earlier level, and national machinery output was up 13.5%.

The Midwest resource sector's output improved 0.9% in March after decreasing 0.8% in the previous month. The national resource sector's output also improved 0.9% in March. The wood, paper, chemical, and nonmetallic subsectors of the regional resource sector increased from February to March, while the food subsector decreased. Compared with a year ago, regional resource output was up 3.4% in March and national resource output was up 2.8%.

— William A. Strauss • Senior Economist and Economic Advisor • 312-322-8151

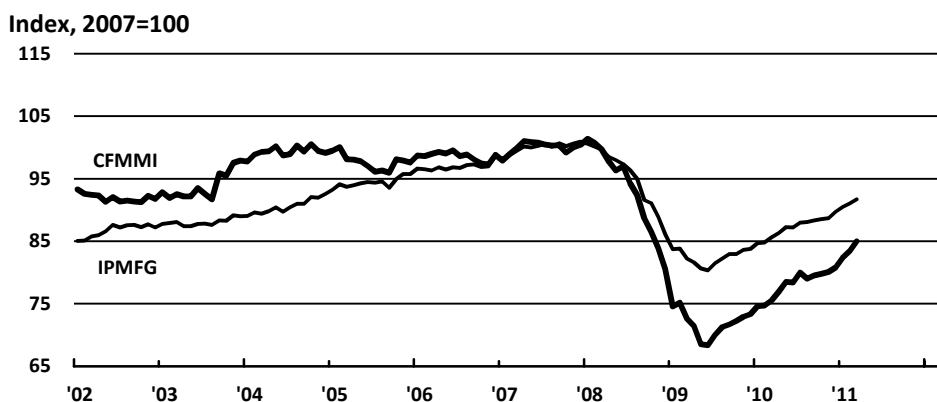
**Embargoed for release:**  
**April 27, 2011**  
**8:30 am Eastern Time**  
**7:30 am Central Time**

**Media Contact:**  
**Laura LaBarbera**  
**[laura.labarbera@chi.frb.org](mailto:laura.labarbera@chi.frb.org)**  
**312-322-2387**

**Federal Reserve Bank of Chicago**  
**230 South LaSalle Street**  
**Chicago, IL 60604**

**2011 Release Dates:**  
**May 31, 2011**  
**June 27, 2011**  
**July 27, 2011**  
**August 29, 2011**  
**September 27, 2011**  
**October 27, 2011**  
**November 28, 2011**  
**December 27, 2011**

### Chicago Fed Midwest Manufacturing Index



**The next CFMMI will be released:**  
**May 31, 2011**  
**8:30 am Eastern Time**  
**7:30 am Central Time**

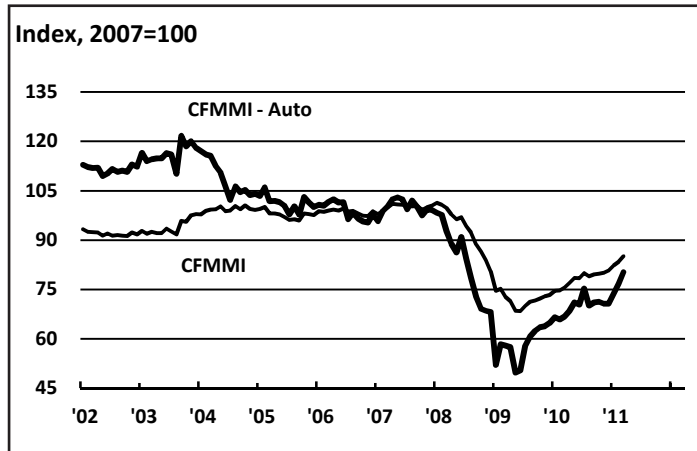
FEDERAL RESERVE BANK  
 OF CHICAGO

### Manufacturing Output Indexes

	percent change from		
	1 month ago	3 months ago	1 year ago
Chicago Fed Midwest Manufacturing Index (CFMMI)	1.9	5.2	12.5
US Industrial Production-Manufacturing (IPMFG)	0.7	2.2	7.1

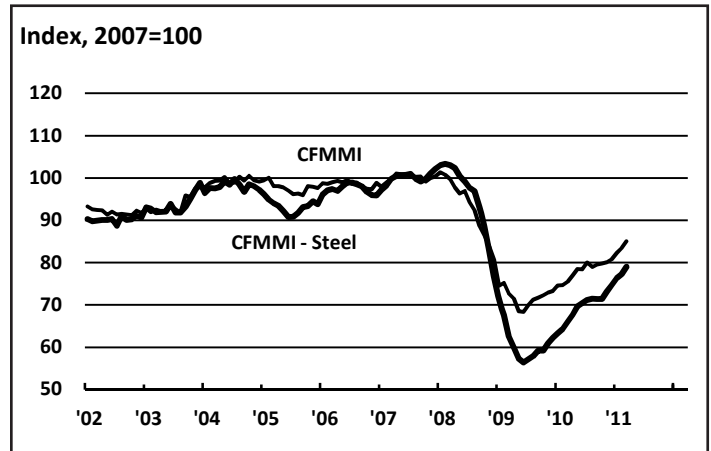
# Tracking Midwest Manufacturing Activity by Sectors — March

## Auto Sector



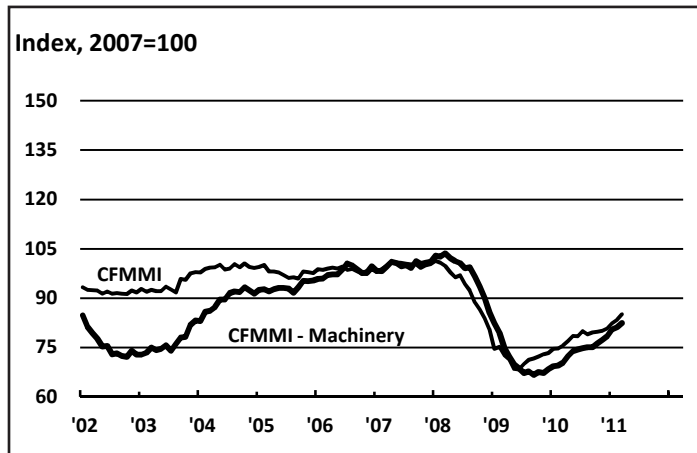
Auto Sector CFMMI Components:  
Plastics and Rubber Products; Transportation Equipment

## Steel Sector



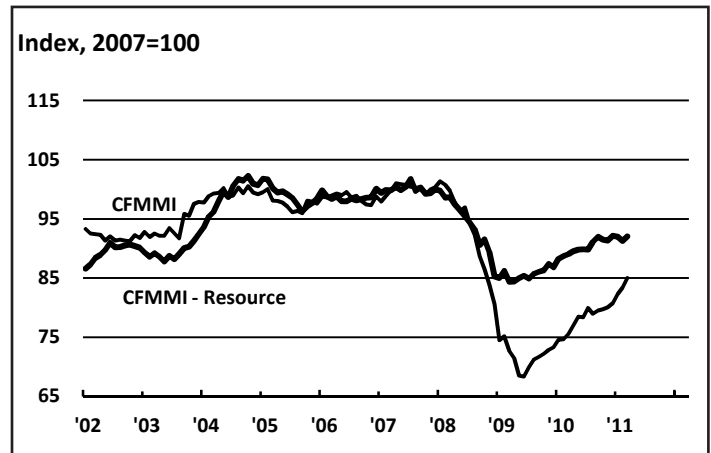
Steel Sector CFMMI Components:  
Primary Metal Industries; Fabricated Metal Products

## Machinery Sector



Machinery Sector CFMMI Components:  
Machinery; Computer and Electronic Products; Electrical Equipment, Appliance, and Components Manufacturing

## Resource Sector



Resource Sector CFMMI Components:  
Food; Wood Products; Paper; Chemicals; Nonmetallic Mineral Products

### Manufacturing Activity: Summary Table

	Index, 2007=100			Percentage Change			
	Jan 11	Feb 11	Mar 11	Monthly			Annual
				Jan 11	Feb 11	Mar 11	Mar 10 - Mar 11
CFMMI	82.3	83.4	85.0	1.9	1.3	1.9	12.5
CFMMI - Auto	73.8	76.7	80.3	4.4	4.0	4.7	20.3
CFMMI - Steel	76.4	77.3	79.0	2.3	1.2	2.3	19.7
CFMMI - Machinery	80.5	81.1	82.4	2.6	0.8	1.6	17.1
CFMMI - Resource	92.0	91.3	92.1	-0.2	-0.8	0.9	3.4
IPMFG	90.5	91.0	91.7	0.8	0.6	0.7	7.1

The Chicago Fed Midwest Manufacturing Index (CFMMI) is a monthly estimate of manufacturing output in the region by major industry. The Midwest is defined as the five states comprising the Seventh Federal Reserve District: Illinois, Indiana, Iowa, Michigan, and Wisconsin. The CFMMI is a composite index of 15 manufacturing industries (identified by 3-digit NAICS codes) that uses hours worked data to measure monthly changes in regional activity. The CFMMI provides a regional comparison with the manufacturing component of the Industrial Production Index (IPMFG) compiled by the Federal Reserve Board. Although the IPMFG is constructed differently than the CFMMI, it also uses hours worked data as measures of industry output for about 60 percent of its total production index.

CFMMI and IPMFG historical data are available on the Federal Reserve Bank of Chicago's Web site at <http://www.chicagofed.org>.