



Federal Reserve Bank of Chicago

## **Consumer Choice and Merchant Acceptance of Payment Media**

*Wilko Bolt and Sujit Chakravorti*

WP 2008-11

# Consumer Choice and Merchant Acceptance of Payment Media

Wilko Bolt

Sujit Chakravorti\*

November 26, 2008

## Abstract

We study the ability of banks and merchants to influence the consumer's payment instrument choice. Consumers participate in payment card networks to insure themselves against three types of shocks— income, theft, and their merchant match. Merchants choose which payment instruments to accept based on their production costs and increased profit opportunities. Our key results can be summarized as follows. The structure of prices is determined by the level of the bank's cost to provide payment services including the level of aggregate credit loss, the probability of theft, and the timing of income flows. We also identify equilibria where the bank finds it profitable to offer one or both payment cards. Our model predicts that when merchants are restricted to charging a uniform price for goods that they sell, the bank benefits while consumers and merchants are worse off. Finally, we compare welfare-maximizing price structures to those that result from the bank's profit-maximizing price structure.

**Key Words:** Retail Financial Services, Network Effects, Social Welfare, Multihoming, Payment Card Networks

**JEL Codes:** L11, G21, D53

---

\*Bolt can be reached at [w.bolt@dnb.nl](mailto:w.bolt@dnb.nl) and Chakravorti can be reached at [sujit.chakravorti@chi.frb.org](mailto:sujit.chakravorti@chi.frb.org). We thank Gadi Barlevy, Jeff Campbell, Anneke Kosse, Cyril Monnet, Derek Neal, Henri Pages, and seminar participants at the Market for Retail Financial Services: Development, Integration, and Economic Effects held at the Czech National Bank, the Payment Economics III conference held at the Federal Reserve Bank of Atlanta, Workshop on Payment Economics at the Bank of Canada, De Nederlandsche Bank, the European Central Bank, the Federal Reserve Bank of Chicago, the Riksbank, and the University of Granada. The views expressed are those of the authors and do not represent the views of De Nederlandsche Bank, the Federal Reserve Bank of Chicago or the Federal Reserve System.

# 1 Introduction

Over the last two decades, consumer usage and merchant acceptance of payment cards have increased in advanced economies while cash and check usage has declined (Amromin and Chakravorti, 2009, and Humphrey, 2004). Many observers argue that movement away from paper-based payment instruments to electronic ones such as payment cards has increased overall payment system efficiency. However, policymakers in various jurisdictions have questioned the pricing of payment card services.<sup>1</sup> The U.S. Congress is considering legislation that would grant antitrust immunity to merchants to collectively negotiate fees with payment providers. The European Commission prohibited MasterCard from imposing interchange fees, the fee that the merchant's bank pays the cardholder's bank, for cross-border European payment card transactions. Some public authorities around the world have removed restrictions by payment networks that prevent merchants from setting prices for goods and services based on the payment instrument used.

We construct a model in the spirit of Diamond and Dybvig (1983) that analyzes the pricing decision of banks in the provision of payment instruments to maximize profits in a two-sided market. A market is said to be two-sided if two distinct sets of end-users are unable to negotiate prices and the prices charged to each end-user affects the allocation of goods or services (Armstrong, 2005 and Rochet and Tirole, 2006). Our model differs from the existing literature in the following ways. For the most part, the recent payment card literature has used a reduced form approach when considering the costs and benefits of payment cards.<sup>2</sup> In our model, consumers participate in non-cash payment networks to insure themselves from three types of shocks— income, theft, and the type of merchant that they are matched to. In other words, consumers benefit from consumption in states of the world that would not be possible without payment cards. Consumers are willing to pay a fixed fee as long as their expected utility when they participate in a card network is at least as great as their expected utility if they only use cash. Furthermore, acceptance of payment cards may increase merchant profits resulting from increased sales. Merchants trade off increased profits against additional payment costs in the forms of merchant card fees. Ultimately, optimal bank fees

---

<sup>1</sup>Bradford and Hayashi (2008) provide a summary of scrutiny of public authorities and courts in various countries.

<sup>2</sup>Chakravorti and Emmons (2003), Chakravorti and To (2007), and McAndrews and Wang (2006) are notable exceptions.

are functions of the probability of getting mugged, the timing of consumer income flows, merchant costs and pass-through, bank payment processing costs, and the level of aggregate credit loss.

Our main results can be summarized as follows. We derive conditions when merchants accept one, two, or three payment instruments based on their costs and their ability to pass on payment processing costs to consumers. The bank fully extracts consumer surplus before the bank levies merchant fees. Merchant inability to pass on payment cost increases bank profit, since cost absorption by merchants leads to lower goods prices and higher consumer revenues. Depending on card processing and default costs, banks may have an incentive to simultaneously supply debit and credit cards. For relatively low credit card costs, the bank would refrain from supplying debit cards and only offer credit card services. The bank's profit-maximizing merchant fees are equal to or higher than the socially optimal fees for debit cards and are always higher for credit cards. A social planner internalises the positive network effects of increased merchant acceptance by setting lower merchant fees. Some welfare-maximizing price structures may result in negative bank profit. In these cases, the social planner always sets zero fixed fees for consumers to fully maximize additional consumption and merchant sales in the economy. However, if bank profits are restricted to be zero, different price structures emerge where both consumers and merchants pay positive fees. Finally, bank profit is higher when merchants are restricted from setting instrument-contingent pricing.

In the next section, we briefly summarize the payment card literature. In section 3, we describe the environment, agents, and payment technologies. We consider economies with debit and credit cards in sections 4 and 5, respectively. We explore an economy where all three instruments exist in section 6 and conclude in section 7.

## **2 Literature Review**

Payment card networks consist of three types of players—consumers, merchants, and financial institutions— that participate in a payment network. Consumers establish relationships with financial institutions so that they can make payments that access funds from their accounts or utilize credit facilities. They may be charged fixed fees in addition to finance charges if they borrow for an extended period of time. For consumers to use payment cards, merchants must

accept them. Merchants establish relationships with financial institutions to convert card payments into bank deposits and are generally charged per-transaction fees. Generally, the merchant's bank, the acquirer, pays an interchange fee to the cardholder's bank, the issuer. The underlying payment fee structure is determined by the interrelated bilateral relationships among the players, their bargaining power, and the ability of the network to maximize profits for its members.

The payment card literature can be separated into four strands.<sup>3</sup> The first strand focuses on the interchange fee and whether the payment providers' profit-maximizing fee is lower or higher than the socially optimal interchange fee. The second strand focuses on the ability of merchants to separate card and cash users by using instrument-contingent prices. The third strand considers the effect of platform competition on the structure of prices. The fourth strand considers the role of credit and its benefits to consumers and merchants. Some research incorporates multiple strands but none to date has been able to include all four.

While most of the payment card literature started a decade or so ago, Baxter (1983) began the theoretical literature on payment cards. In his model, consumers are homogenous, merchants are perfectly competitive, and issuers and acquirers operate in competitive markets. He found that the interchange fee balances the demands of consumers and merchants and improves consumer and merchant welfare. Research that built upon Baxter relaxed the assumptions of competitive markets for consumption goods and payment services and introduced strategic interactions among consumers and merchants. Schmalensee (2002) considers an environment where issuers and acquirers have market power and finds that the profit-maximizing interchange fee may be the same as the socially optimal one. Rochet and Tirole introduce merchant competition and consumer heterogeneity and find that business stealing may result in the profit-maximizing interchange fee being higher than the socially optimal one. Wright (2004) finds that introducing merchant heterogeneity results in the profit-maximizing interchange fee being potentially above or below the socially optimal one.

For the most part, these models ignore the ability of merchants to steer consumers by imposing instrument-contingent pricing. Carlton and Frankel (1995) argue that if merchants are able to set instrument-contingent pricing, the interchange fee would be neutral. The

---

<sup>3</sup>For a review of the literature, see Bolt and Chakravorti (2008).

interchange fee is said to be neutral if a change in the fee does not change the quantity of consumer purchases and the level of merchant and bank profits. Several authors have formalized this result. Gans and King (2003) find that if payment separation is achieved, the interchange fee is neutral. Payment separation occurs in competitive markets where merchants separate into cash and card stores or if monopolist merchants impose instrument-contingent pricing. Schwartz and Vincent (2006) find that uniform prices harm cash users and merchants, and may worsen overall consumer welfare. A key assumption in this strand of the literature is that if there is pass-through of payment processing fees, merchants are able to fully pass on their payment processing costs.

The payment card literature has also considered competition among payment networks. Rochet and Tirole (2003) and Guthrie and Wright (2007) find that network competition does not necessarily improve the structure of prices. Chakravorti and Rosen (2006) confirm this result but also find cases where the reduction in the total price improves overall welfare even when the resulting price structure is welfare dominated by the price structure when only one network exists.

The models discussed so far did not consider an increase in total consumption resulting from payment card adoption. Chakravorti and Emmons (2003) and Chakravorti and To (2007) focus on a key aspect of certain types of payment cards—the extension of credit.<sup>4</sup> They construct models where aggregate consumption increases because credit cards enable consumers without funds to purchase goods benefitting both consumers and merchants. Chakravorti and Emmons find that illiquid consumers are willing to finance the payment card network. They also find that payment separation improves welfare by eliminating subsidies to convenience users—those that do not need credit to make purchases. Chakravorti and To demonstrate that merchants are willing to bear the cost of higher credit risk if their sales increase. However, these models do not endogenously solve for the optimal price structure between the two types of end-users.

In this article, we combine elements of all four strands of the literature by stressing price structure in an environment where two types of payment cards may improve consumer and merchant welfare. Specifically, debit cards offer consumers protection against theft. While

---

<sup>4</sup>While the most common form of payment cards that extend credit are credit cards, debit card issuers in some countries allow their customers to access overdraft facilities. Generally, when debit card users access overdraft facilities, they bear almost all of the cost of the credit extension.

credit cards offer theft protection, they also insure against income shocks unlike debit cards. We study the ability of merchants to steer consumers by imposing instrument-contingent pricing to achieve an equilibrium where they can separate consumers into those that have funds from those that do not.

### 3 A Model of Payment Cards

#### 3.1 Environment and Agents

There are three types of agents— consumers, merchants, and a monopolist bank. In our model, we have combined the issuer and acquirer into one entity so as to abstract from the interchange fee decision between issuers and acquirers.<sup>5</sup> All agents are risk neutral.<sup>6</sup> A continuum of ex ante identical consumers reside on a line segment from 0 to 1. A continuum of monopolist merchants reside on a line segment from 0 to 1 differentiated by the type of good and the cost that they face to serve each customer.

Consumers are subject to three shocks. First, consumers either receive income,  $I$ , in the morning with probability,  $\phi_1$ , or at night with probability,  $\phi_2$ , or no income at all with probability,  $1 - \phi_1 - \phi_2$ , where  $\phi_1 + \phi_2 \leq 1$ . These probabilities are given exogenously. Second, before leaving home, each consumer is randomly matched to a merchant selling a unique good. Third, a cash-carrying consumer may also be mugged in transit to the merchant with probability  $1 - \rho$  resulting in complete loss of income (and consumption).<sup>7</sup>

Consumers maximize expected utility. For computational ease, we make the following assumptions about consumers. First, we assume a linear utility function  $u(x) = x$ . Second, consumers only have positive utility when consuming goods sold by the merchant they are matched to. Third, each consumer spends all her income during the day because she receives no utility from unused income after that.

Merchant heterogeneity is based on the type of good that they sell and their cost. Each merchant faces a unique exogenously given cost,  $\gamma_i$ . Merchant costs are uniformly distributed

---

<sup>5</sup>A four-party network is mathematically equivalent to a three-party network when issuing or acquiring is perfectly competitive. In that case, the optimal interchange fee is directly derived from the optimal consumer and merchant fee (e.g. Bolt, 2006).

<sup>6</sup>Our qualitative results would not change if consumers and merchants were risk averse. In fact, consumers and merchants would be willing to pay more to participate in payment card networks.

<sup>7</sup>He, Huang, and Wright (2005) construct a search model of money and banking that endogenizes the probability of theft.

on a line segment from 0 to 1.<sup>8</sup> Although merchants face different costs, each merchant sells its good at  $p_m$ . For convenience, this price is set to 1. We make this assumption to capture merchant pricing power heterogeneity in the economy in a tractable model. In other words, this assumption reflects that different merchants have different mark-ups across the economy. The per customer (expected) profit of merchant  $i$  when accepting cash,  $\Pi_m^i$ , is:

$$\Pi_m^i = \phi_1 \rho (1 - \gamma_i) I.$$

In a cash-only economy, consumers cannot consume if they are mugged on the way to the merchant or if their income arrives at night.<sup>9</sup> In figure 1, the probability tree for the cash economy is diagrammed. As a benchmark, in a cash-only environment, the expected consumption of a consumer is:

$$\bar{u}_m^C = \mathbb{E}[u(I)] = \phi_1 \rho I,$$

and the average merchant profit is:

$$\bar{\Pi}_m^M = \mathbb{E}[\Pi_m^i] = \frac{\phi_1 \rho I}{2}.$$

The bank makes no profit in a cash-only economy,  $\bar{\Pi}_m^B = 0$ .

Expected total welfare is derived by summing up expected consumer utility, expected merchant profits and expected bank profits. Specifically, in a cash-only environment, total welfare is given by:

$$W_m = \bar{u}_m^C + \bar{\Pi}_m^M + \bar{\Pi}_m^B = \frac{3\phi_1 \rho I}{2}.$$

### 3.2 Alternative Payment Technologies

The monopolist bank provides two types of payment instruments— debit cards and credit cards.<sup>10</sup> Debit cards offer consumers protection from theft and credit cards offer protection against theft and income shocks. The supply of debit and credit card services by the bank

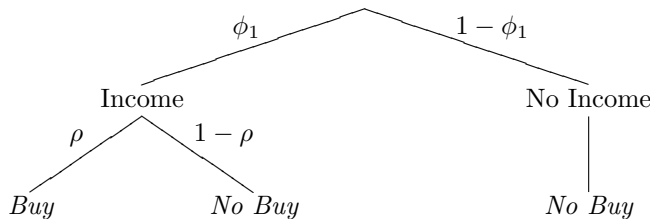
<sup>8</sup>We would expect our results to be robust to different distributions of merchant costs.

<sup>9</sup>We do not model the role of a central bank in providing fiat money and the implications on price level. An alternative interpretation of cash in our model is to assume that consumers receive income in the form of a good that merchants consume.

<sup>10</sup>On average, the bank is endowed  $\phi_2 I$  per consumer to lend to consumers during the day.



Figure 1: Probability tree for cash



increases the additional states of the world where consumption occurs. For convenience, we assume that the bank charges non-negative payment fees to consumers and merchants.<sup>11</sup>

Consumers that choose to participate in a debit or credit card network sign fully enforceable contracts where their incomes are directly deposited into their bank accounts when realized. The bank provides access to cash at no charge, but charges consumers membership fees to use debit cards,  $F_{dc} \geq 0$ , and credit cards,  $F_{cc} \geq 0$ , that are deducted from their payroll deposits upon arrival.<sup>12</sup> We denote  $F_T$  as the total fixed fee charged to consumers for participation in both networks. The bank sets merchant per-transaction fees,  $f_{dc} \geq 0$  and  $f_{cc} \geq 0$ , for debit and credit card transactions, respectively.<sup>13</sup> In reality, different merchants face different fees for payment services. For convenience, we only consider one fee for all merchants.<sup>14</sup>

To maintain tractability and still capture some key characteristics of payments cards, we make the following assumptions about merchant pricing. First, for time consistency reasons, merchants cannot charge higher prices than those they posted when consumers made their decision to join one or more payment networks. Second, we assume that all merchants will post the same price for their goods given the payment instrument used to make the purchase.

<sup>11</sup>Our model is able to consider negative fees in a straightforward way. However, allowing negative fees makes the analysis more complex without gaining additional insight. Note, that negative merchant fees do not increase merchant acceptance any further, so that bank profits will only decrease for larger negative fees. Therefore, allowing negative fees will not affect optimal pricing. Only when the pass-through parameter gets very close or equal to zero, the optimal pricing characterization changes.

<sup>12</sup>Clearly, the bank can use a strategy to price cash as well. We ignore this aspect primarily because of the complexity of solving a model with six different prices for payment services. However, banks generally do not charge for cash withdrawals from their own automated teller machines in advanced economies.

<sup>13</sup>This fee structure captures what we observe in many countries. Generally, consumers do not pay per-transaction fees when using their payment cards, but merchants generally do pay the bulk of their payment service fees on a per-transaction basis.

<sup>14</sup>However, different merchant fees based on differences in costs would enable greater extraction of merchant surplus while ensuring the largest network.

Merchants set  $p_{dc}$  for goods purchased with a debit card and set  $p_{cc}$  for goods purchased with a credit card. Each merchant is unable to fully endogenize the cost of payment processing in terms of the price for its good. In reality, merchants would set prices based on the fee it faces and the demand elasticity of its own customers. However, given our focus to derive payment service fees in a tractable model, we introduce a merchant pricing rule that captures the ability of merchants to pass on payment processing costs to consumers, albeit imperfectly. Note that many merchants do not set instrument-contingent pricing but may set one uniform price. We will consider such merchant pricing later in the paper.

In our model, we consider an exogenous parameter,  $\lambda_j$ , to capture a continuum of pass-through from none to complete.<sup>15</sup> By separating market power from pass through, we are able to consider industries where profit margins are slim but payment cards are accepted, e.g. discount airlines that often impose credit card surcharges in jurisdictions where they are allowed to do so. We consider the following pricing rule. Let us consider two polar cases– the merchant is unable to pass any payment costs to consumers,  $p_{dc} = p_{cc} = p_m = 1$ , or is able to pass on all of its cost to consumers,  $p_j = 1/(1 - f_j)$ ,  $j = dc, cc$ . The level of pass-through is determined exogenously by  $\lambda_j \in [0, 1]$ . Thus,  $p_j$  is given by:

$$p_j(f_j) = \frac{1}{1 - f_j(1 - \lambda_j)}, \quad j = dc, cc. \quad (1)$$

When  $\lambda_j = 1$ , merchants cannot pass on any payment processing costs in the form of higher prices to consumers. When  $\lambda_j = 0$ , merchants are able to pass on all payment processing costs to consumers.<sup>16</sup> If there is complete pass-through of payment costs to merchants in the form of higher prices, the balance of prices does not matter. We assume that merchants are not able to increase their prices beyond the recovery of payment processing costs. For reference, we list the exogenous and endogenous variables that appear in our model in table 1.

When participating in payment networks, consumers that received their income in the morning have less disposable income to spend at merchants than in the cash-only economy. Given our assumption of atomistic merchants and no collusion, merchants affect the level of the consumer's fixed fee. In other words, if all consumers participate in payment card

---

<sup>15</sup>The parameter  $\lambda_j$  can also be interpreted as the bargaining power between consumers and merchants.

<sup>16</sup>See Weyl (2008) for a discussion on the ability to pass through costs in a two-sided market.

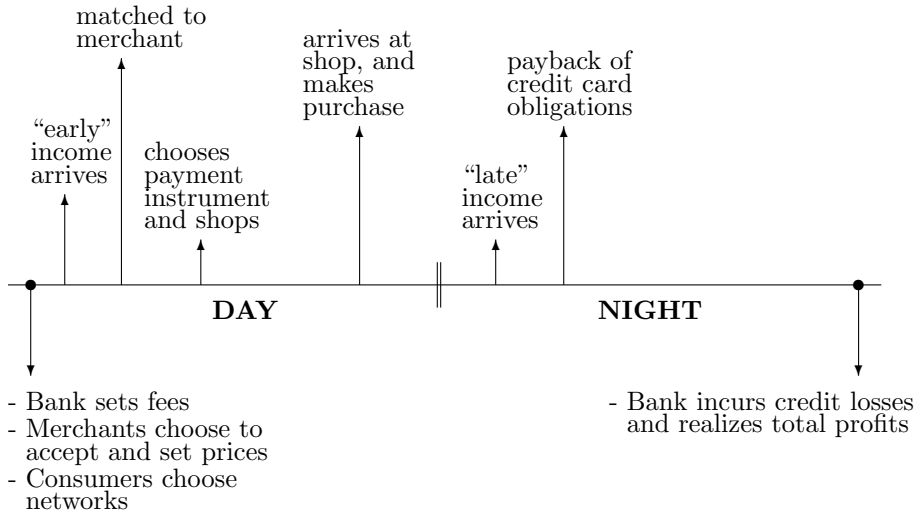
Table 1: Variables in the Model

| Exogenous variables:  |  |
|-----------------------|--|
| $I$                   | Income for consumer  |
| $\phi_1$              | Probability of receiving income before shopping                |
| $\phi_2$              | Probability of receiving income after shopping                 |
| $\rho$                | Probability of not getting robbed when carrying cash           |
| $\gamma_i$            | Merchant-specific cost   |
| $p_m$                 | Price for good if paying by cash                               |
| $\lambda_{dc}$        | Proportion of debit card merchant fee absorbed by merchants    |
| $\lambda_{cc}$        | Proportion of credit card merchant fee absorbed by merchants   |
| $c_{dc}$              | Bank's per-transaction cost to process debit card transaction  |
| $c_{cc}$              | Bank's per-transaction cost to process credit card transaction |
| Endogenous variables: |  |
| $\alpha$              | Proportion of merchants accepting debit cards                  |
| $\beta$               | Proportion of merchants accepting credit cards                 |
| $p_{dc}$              | Price of good if paying with debit card                        |
| $p_{cc}$              | Price of good if paying with credit card                       |
| $F_{dc}$              | Fixed consumer fee for debit card                              |
| $F_{cd}$              | Fixed consumer fee for credit card                             |
| $f_{dc}$              | Per-transaction merchant fee for debit card                    |
| $f_{cc}$              | Per-transaction merchant fee for credit card                   |

networks, aggregate consumer disposable income has also decreased and cash-only merchants would receive less revenue as well. However, there is a tradeoff between a lower level of disposable income and the probability of no sale if the consumer is mugged or does not have funds.

The timing of events is depicted in figure 2. In the early morning, the bank posts its prices for payment services, merchants announce their acceptance of payment products and their prices, and consumers choose which payment networks to participate in. Next, some consumers realize their income and are matched with a specific merchant. Consumers decide which payment instrument to use before leaving home based on the merchant acceptance and their prices. During the day, consumers go shopping. At night, consumers that did not receive income in the morning may receive income and pay back their credit card obligations. The bank faces losses from credit card consumers that never receive income.

Figure 2: Timing of events



## 4 Cash and Debit Cards

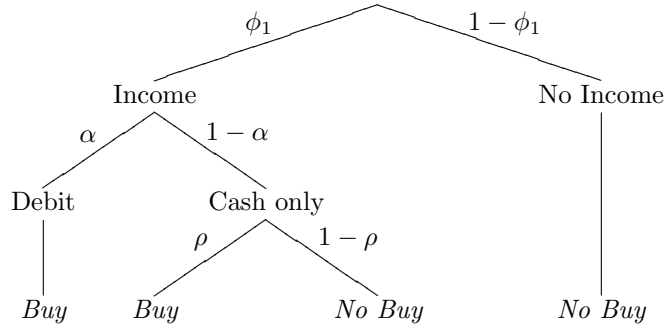
In this section, we will limit our analysis to an economy with cash and debit cards. When compared to cash, debit cards are more secure for consumers to carry than cash because cash-carrying consumers have some probability of being mugged. We endogenously determine the proportion of merchants that accepts debit cards and denote it as  $\alpha$ . Because debit cards may not be accepted by all merchants, consumers must use cash for some purchases. In figure 3, we diagram additional states of nature when consumption occurs when debit cards exist. Consumers can consume in an additional  $\alpha(1 - \rho)$  states of nature.

Consumers are willing to participate in a debit card network if the fixed fee,  $F_{dc}$ , is less than or equal to the expected utility from additional consumption. In other words, the following inequality must be satisfied:

$$\rho\phi_1 I \leq \phi_1 \left( (1 - \alpha)\rho + \frac{\alpha}{p_{dc}} \right) (I - F_{dc}).$$

This inequality yields the maximum debit card fee,  $F_{dc}^{max}$ , that consumers are willing to pay as a function of exogenous parameters,  $\rho$ ,  $\phi_1$ , and  $I$ , and endogenous parameters,  $\alpha$  and  $p_{dc}$ . Given that consumers must commit to the membership fee before being matched to a merchant, all consumers purchasing from stores that accept debit cards will always use their

Figure 3: Probability tree for debit cards



debit cards and leave home without cash, because they face a positive probability of being mugged when carrying cash.

Merchants must make at least as much profit from accepting debit cards than only accepting cash. The merchant  $i$ 's (expected) profit from accepting debit cards,  $\Pi_{dc}^i$ , is:

$$\Pi_{dc}^i = \phi_1 \left( (1 - f_{dc}) - \frac{\gamma_i}{p_{dc}} \right) (I - F_{dc}).$$

Note that by accepting debit cards merchants attract additional sales because of safe transit of consumers. Moreover, merchants can increase their goods price from  $p_m$  to  $p_{dc}$  to offset their cost.

Merchants accept debit cards only when  $\Pi_m^i \leq \Pi_{dc}^i$ .<sup>17</sup> This inequality yields a threshold cost  $\gamma_{dc}$ , below which merchants accept debit cards for payment. Note that cash-only merchants are strictly worse off because consumers that arrive at their stores have less disposable income. Having substituted debit card pricing rule (1) in  $\gamma_{dc}$ , the proportion of merchants willing to accept debit cards is:

$$\alpha(f_{dc}) = Pr[\gamma_i \leq \gamma_{dc}] = \gamma_{dc} = \frac{1 - f_{dc} - \rho}{1 - f_{dc}(1 - \lambda_{dc}) - \rho}. \quad (2)$$

As the degree of pass-through increases, more and more merchants are able to accept debit cards. We observe that  $\alpha(f_{dc}, \rho, \lambda_{dc}) \in [0, 1]$  if and only if  $f_{dc} \in [0, 1 - \rho]$  and  $\lambda_{dc} > 0$ . Note that if merchants are able to fully pass on costs to consumers ( $\lambda_{dc} = 0$ ), all merchants will

<sup>17</sup>Our model does not capture business stealing incentives as a driver for card acceptance. See Rochet and Tirole (2003) and Wirght (2004).

accept debit cards ( $\alpha = 1$ ), regardless of the fee.

**Lemma 1** *The maximum debit card fixed fee,  $F_{dc}^{max}$ , is:*<sup>18</sup>

$$F_{dc}^{max}(f_{dc}) = \left(1 - \frac{\rho}{1 - f_{dc}}\right) I. \quad (3)$$

Equation (3) expresses the highest fixed fee,  $F_{dc}^{max}$ , that consumers are willing to pay given the probability of not getting mugged,  $\rho$ , and the merchant fee,  $f_{dc}$ . The probability of getting mugged must be greater than or equal to the merchant fee. Furthermore, the consumer fee internalizes the network effect that consumers are willing to pay higher fees when more merchants accept the card. However, this effect is dampened by a potential decrease in purchasing power depending on the degree to which merchants increase their price for debit card purchases. Merchant acceptance of debit cards is higher when  $f_{dc}$  is lower except when there is full pass-through. However, with full pass-through, consumers pay all of the merchants processing costs and must be compensated with a lower fixed fee.

Now, we solve the bank's profit maximization problem for the consumer and merchant fees. The bank maximizes its expected per-consumer profit:

$$\Pi_{dc}^B(F_{dc}, f_{dc}, \alpha) = \phi_1 (\alpha(f_{dc} - c_{dc})(I - F_{dc})) + (\phi_1 + \phi_2)F_{dc}. \quad (4)$$

Note that the bank only makes money when debit cards are accepted and used, i.e.  $\alpha > 0$ . A fraction  $(1 - \phi_1 - \phi_2)$  of fixed fee revenue is lost, because some consumers never receive income. Thus, the bank is able to capture fees from consumers receiving income at night even though these consumers are unable to consume. Substituting  $F_{dc}^{max}(f_{dc})$  and  $\alpha(f_{dc})$  in (4), the bank's profit function for given values of  $f_d \geq 0$  becomes:

$$\Pi_{dc}^B(f_d) = \begin{cases} \left( \frac{(1-f_{dc}-\rho)((1-(1+c_{dc})\rho-f_{dc}(1-\lambda_{dc}-\rho))\phi_1+(1-f_{dc}(1-\lambda_{dc})-\rho)\phi_2)}{(1-f_{dc})(1-f_{dc}(1-\lambda_{dc})-\rho)} \right) I, & f_{dc} \in [0, 1 - \rho], \\ 0, & f_{dc} > 1 - \rho. \end{cases} \quad (5)$$

Notice that for merchant fees larger than the probability of getting mugged ( $1 - \rho$ ), there is no merchant acceptance ( $\alpha = 0$ ) resulting in consumers not willing to pay for debit cards

<sup>18</sup>All proofs of lemmas and propositions are in the appendix.

$F_{dc}^{max} = 0$ . Hence, bank profits are zero for large merchant fees. For  $f_{dc} \in [0, 1 - \rho]$ , let us denote  $f_{dc}^*(c_{dc}, \rho, \phi_1, \phi_2, \lambda_{dc})$  as the merchant fee such that  $d\Pi_{dc}^B(f_{dc})/df_{dc} = 0$ . The following proposition characterizes the profit-maximizing fee.

**Proposition 1** *The debit card merchant fee  $f_{dc}^*$  that maximizes  $\Pi_D^B(f_{dc})$  is given by:*

$$f_{dc}^* = \begin{cases} f_{dc}^*(c_{dc}, \rho, \phi_1, \phi_2, \lambda_{dc}) & \text{iff } \underline{c}_{dc} \leq c_{dc} \leq \bar{c}_{dc}, \\ 0 & \text{iff } 0 \leq c_{dc} < \underline{c}_{dc}, \end{cases}$$

where

$$\underline{c}_{dc} = \frac{(1 - \rho)\phi_2}{(\lambda_{dc} + \rho - 1)\phi_1} \text{ and } \bar{c}_{dc} = \frac{(1 - \rho)(\lambda_{dc}(\phi_1 + \phi_2) + \rho\phi_1)}{\rho\phi_1}.$$

When the processing cost,  $c_{dc}$ , decreases, the optimal merchant fee,  $f_{dc}^*$ , decreases and will hit the zero boundary  $f_{dc}^* = 0$  at  $c_{dc} = \underline{c}_{dc}$ . At this point, merchant acceptance is complete.<sup>19</sup> Depending on the bank's per-transaction processing cost, the optimal fee  $f_{dc}^*$  results in a debit card price,  $p_{dc}^*(f_{dc}^*)$ , and an optimal merchant acceptance,  $\alpha^*(f_{dc}^*)$ . In turn, the consumer's fixed debit card fee follows from  $F_{dc}^{max}(f_{dc}^*)$ .

Our model identifies three ranges of fees. When the cost of providing payment services is sufficiently low, consumers pay all of the payment processing costs (i.e. a corner solution). As the bank cost rises and consumers are unable to bear the full cost, merchants pay a positive fee (i.e. an interior solution). However, if the bank cost is too high, neither consumers nor merchants are willing to pay for debit cards.

Our result is in contrast to earlier models that focused on interchange fees and ignored fixed fees. However, we feel that our result has empirical support. For example, in 2007 in the Netherlands, 25 million debit cards were issued carrying an annual fixed fee for consumers around 7.50 euros, accounting for 180 million euros revenue for debit card issuers. On the other hand, given 1.8 billion debit card transactions in 2007 and a merchant fee of about 5 euro cents per transaction, revenues amounted to 90 million euros for debit card acquirers. In other words, consumers pay twice as much in aggregate debit card fees than merchants. Furthermore, often, debit card fees are bundled into the total price of services

<sup>19</sup>Lowering merchant fees even further would not increase merchant acceptance, but would reduce bank profits. Hence, zero merchant fees would still yield maximum bank profits, even when negative fees ("rebates") were allowed.

tied to transactions accounts that might include implicit fees such as forgone interest. While inexact, one proxy for deciphering a market-based debit card fee would be to look at the fees imposed on bank-issued prepaid cards that have similar characteristics to debit cards. These fees can range from 5% to 15% of the value of the card while the merchant interchange fee is usually below 1% and often a minimal fixed fee.

#### 4.1 Debit Card Equilibria

Figure 4 shows the two different cases. The left panel shows that  $f_{dc}^* = 0$  for low bank costs, which then induces full merchant acceptance  $\alpha^*(0) = 1$ , a debit card goods price  $p_{dc}^*(0) = 1$ , and a fixed debit card fee of  $F_{dc}^{max}(0) = (1 - \rho)I$ . For a higher bank cost, the optimal debit card fee is an interior solution inducing incomplete merchant acceptance  $\alpha^* < 1$  and  $p_{dc}^* > 1$ . Note that when no income arrives at night (i.e.  $\phi_2 = 0$ ), increasing the net cost of providing debit cards results in the optimal merchant debit card fee being always larger than zero,  $f_{dc}^* > 0$ , for strictly positive processing costs  $c_{dc} > 0$ .

First, let us consider when  $\lambda_{dc} > 0$ . In equilibrium, parameter values determine the proportion of what the bank charges merchants and consumers. The maximum  $f_{dc}$  is bounded from above by  $1 - \rho$ . Consumers' willingness to pay increases as more merchants accept cards. Given the two-sided nature of our model, the network effect results in asymmetric price structure in the sense that the bank extracts surplus first from consumers and then from merchants.

The ability of merchants to pass on costs to consumers affects bank profits.

**Proposition 2** *As the ability of merchants to pass on costs to consumers decreases, the bank's maximum profits increase. That is,*

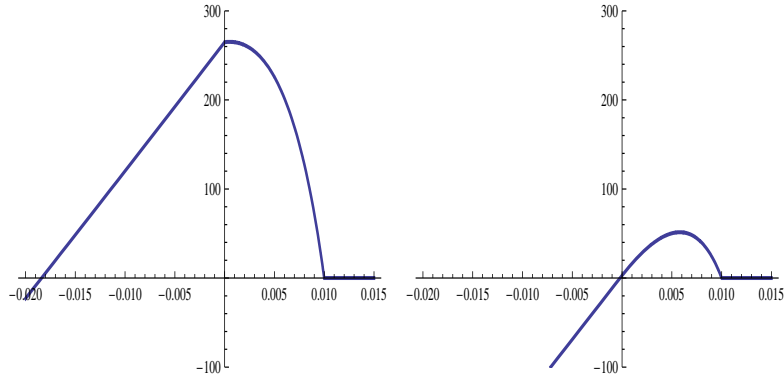
$$\frac{\Pi_{dc}^B(f_{dc}^*)}{d\lambda_{dc}} > 0.$$

As  $\lambda_{dc}$  approaches 1, the bank is able to set a higher  $F_{dc}$  because of an increase in the consumer's purchasing power from a lower  $p_{dc}$ . However,  $\alpha$  decreases even though  $f_{dc}$  decreases resulting from the merchant's absorption of  $f_{dc}$  rising faster than the reduction in  $f_{dc}$ .

Now, let us consider the special case of full pass-through,  $\lambda_{dc} = 0$ . Given our pricing



Figure 4: Bank debit card profits



*Note:* In left panel,  $c_{dc} = 0$  and  $f_{dc}^* = 0$ ; in right panel,  $0 < c_{dc} \leq \bar{c}_{dc}$  and  $f_{dc}^* \in (0, 1 - \rho]$ . Other parameter values:  $\rho = 0.99$ ,  $\phi_1 = 0.98$ ,  $\phi_2 = 0$ ,  $\lambda_{dc} = 0.5$ , and  $I = 30000$ . These values yield:  $\underline{c}_{dc} = 0$  and  $\bar{c}_{dc} = 0.015$ .

rule (1), full pass-through induces  $\alpha = 1$ . In other words, the bank is unable to extract any surplus from merchants. Consumers bear the full cost of the debit card network. When  $\lambda_{dc} = 0$  resulting in  $p_{dc} = 1/(1 - f_{dc})$ , the bank's optimal merchant fee is zero.<sup>20</sup> For  $\lambda_{dc}$  close to zero, however, and for small enough processing cost, the bank's optimal fee is zero. As pass-through increases, consumers need to be compensated with lower fixed fees because their purchasing power falls. To achieve that, the bank sets the merchant fee as low as possible, thus lowering goods prices while generating a strong network effect, so that consumers are willing to join the debit card network by paying  $F_{dc}^{max} = (1 - \rho)I$ .

At first glance, one might conclude that bank profits are independent of the price structure. However, this is not the case. The bank faces a real resource cost only when transactions are processed and this cost is based on the transaction size. As  $F_{dc}$  increases, consumers are left with less disposable income but higher purchasing power resulting in a lower transaction cost while maintaining their cash-only consumption level.

## 4.2 Debit Card Welfare

In this section, we compare the social planner's welfare maximizing consumer and merchant fees to the bank profit-maximizing fees. We define total welfare as the sum of expected utility,

<sup>20</sup>With  $\lambda_{dc} = 0$ , the bank would want to set a merchant fee below 0, and the price structure would not matter anymore. In other words, the price structure is neutral.

or profits, of the three types of agents, the consumer, the merchant, and the bank or:

$$W_{dc}(F_{dc}, f_{dc}, \alpha, p_{dc}) = \bar{u}_{dc}^C + \bar{\Pi}_{dc}^M + \bar{\Pi}_{dc}^B.$$

If debit cards are introduced, expected total welfare may increase. Consumers expected utility is given by:

$$\bar{u}_{dc}^C = \phi_1 \left( (1 - \alpha)\rho + \frac{\alpha}{p_{dc}} \right) (I - F_{dc}).$$

Average merchant profits are given by:

$$\bar{\Pi}_{dc}^M = \left( \phi_1 \alpha \left( 1 - f_{dc} - \frac{\alpha}{2p_{dc}} \right) + \phi_1 \rho (1 - \alpha) \frac{(1 - \alpha)}{2} \right) (I - F_{dc}).$$

The expected bank's profit is:

$$\bar{\Pi}_{dc}^B = \phi_1 \alpha (f_{dc} - c_{dc}) (I - F_{dc}) + (\phi_1 + \phi_2) F_{dc}.$$

If the social planner is able to only set bank fees, it should maximize total welfare  $W_{dc}$  under the merchant's participation constraint:<sup>21</sup>

$$\alpha(f_{dc}) = \gamma_{dc} = \frac{1 - f_{dc} - \rho}{1 - f_{dc}(1 - \lambda_{dc}) - \rho}.$$

That is, substituting the pricing rule  $p_{dc}(f_{dc})$ , the social planner maximizes:

$$\max_{f_{dc}, F_{dc}} W_{dc}(F_{dc}, f_{dc}, \alpha(f_{dc}), p_{dc}(f_{dc})).$$

Let us denote  $f_d^{SW}(c_{dc}, \rho, \lambda_{dc}) \geq 0$  the fee such that  $\partial W_{dc} / \partial f_{dc} = 0$ .

**Proposition 3** *Social welfare  $W_{dc}(F_{dc}, f_{dc})$  in a debit card system is characterized by:*

$$F_{dc}^{SW} = 0, \quad f_{dc}^{SW} = \begin{cases} f_d^{SW}(c_{dc}, \rho, \lambda_{dc}) & \text{if } \underline{c}_{dc}^{sw} \leq c_{dc} \leq \bar{c}_{dc}^{sw} \\ 0 & \text{if } c_{dc} < \underline{c}_{dc}^{sw} \end{cases},$$

---

<sup>21</sup>If a social planner wants to achieve a first best solution, it should allocate payment terminals to merchants, depending on their cost type in addition to imposing the fee structure. However, such a strategy would require the planner to know the merchants' costs functions. Given the difficulty in implementing such a plan, we only consider the second best strategy.

where

$$\underline{c}_{dc}^{sw} = \frac{(1-\rho)(1+\lambda_{dc})}{2\lambda_{dc}} \quad \text{and} \quad \bar{c}_{dc}^{sw} = (1-\rho)(1+\lambda_{dc}).$$

Note that  $F_{dc} = 0$  in a social optimum to ensure that all income is used to generate profits for merchants and consumption for consumers. The socially optimal consumer fee is far away from the bank profit-maximizing consumer fee. The zero fee for consumers prevents leakage. In other words, consumer income spent on fees does not generate additional consumption for consumers and additional sales for merchants. However, our model does not capture social benefits of positive bank profit in the long run. For example, if the bank uses these profits to improve the system, social welfare may increase in the future offsetting any reduction in the current period. Such analysis is beyond the scope of this article. We encourage future research to explore this issue.

In terms of merchant pricing, we observe that the characterization of (second-best) social welfare is similar to profit maximization. For low enough processing costs, merchant fees are set to zero and merchant acceptance is complete,  $\alpha^{SW} = \alpha(f_{dc}^{SW}) = 1$ . When costs become larger, merchants start to support the debit card network and acceptance decreases,  $\alpha^{SW} < 1$ . For extremely high bank costs, merchant fees become too high to sustain any card acceptance,  $\alpha^{SW} = 0$ , and only cash is used.

**Proposition 4** *Socially optimal debit card merchant fees are equal to or lower than profit maximizing merchant fees for sufficiently small processing costs. That is,*

$$\begin{aligned} i) \quad & f_{dc}^{SW} = f_{dc}^* = 0 \quad \text{if } c_{dc} \leq \underline{c}_{dc}, \\ ii) \quad & f_{dc}^{SW} = 0 < f_{dc}^* \quad \text{if } \underline{c}_{dc} < c_{dc} \leq \frac{(1-\rho)(1+\lambda_{dc})}{2\lambda_{dc}}. \end{aligned}$$

*Socially optimal consumer fixed fees are always set to zero, and thus lower than profit maximizing consumer fixed fees. That is,  $F_{dc}^{SW} = 0 < \bar{F}_{dc}^*$ .*

The following table illustrates our results. We observe that for high processing costs the cash-only economy dominates the debit card economy when the bank maximizes its profits.

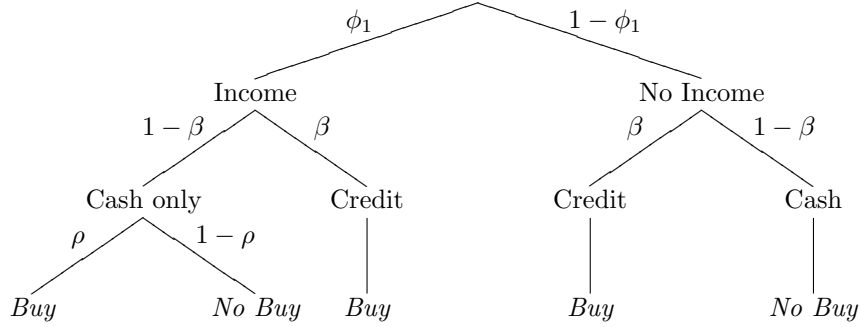
Table 2: Welfare comparison of debit card outcomes

|                    | Cash    | low cost: $c_{dc} = 0.005$ |             |            | high cost: $c_{dc} = 0.015$ |             |            |
|--------------------|---------|----------------------------|-------------|------------|-----------------------------|-------------|------------|
|                    |         | Social Opt                 | Zero Profit | Profit Max | Social Opt                  | Zero Profit | Profit Max |
| $f_{dc}$           | -       | 0.000                      | 0.001       | 0.003      | 0.005                       | 0.010       | 0.008      |
| $F_{dc}$           | -       | 0.000                      | 0.003       | 0.007      | 0.000                       | 0.000       | 0.002      |
| $\alpha$           | -       | 1.000                      | 0.906       | 0.795      | 0.536                       | 0.007       | 0.211      |
| $p_{dc}$           | -       | 1.000                      | 1.000       | 1.001      | 1.001                       | 1.002       | 1.002      |
| $\bar{u}_{dc}^C$   | (0.970) | 0.980                      | 0.975       | 0.970      | 0.975                       | 0.970       | 0.970      |
| $\bar{\Pi}_{dc}^M$ | (0.485) | 0.490                      | 0.487       | 0.484      | 0.486                       | 0.485       | 0.484      |
| $\bar{\Pi}_{dc}^B$ | (0.000) | -0.005                     | 0.000       | 0.005      | -0.005                      | 0.000       | 0.000      |
| $W_{dc}$           | (1.455) | 1.465                      | 1.463       | 1.460      | 1.456                       | 1.455       | 1.454      |

Note: Parameter values set to  $\rho = 0.99$ ,  $\phi_1 = 0.98$ ,  $\phi_2 = 0$ ,  $\lambda_{dc} = 0.75$ , and  $I = 1$ .

We also observe that socially optimal pricing leads to negative profits for the bank. This is a straightforward finding for a market with (two-sided) network effects (see Hermalin and Katz, 2004, and Bolt and Tieman, 2008). Under ‘‘Ramsey’’ pricing, where the bank just breaks even, different socially optimal price structures may arise. Obviously, a fixed consumer fee of zero and a merchant per-transaction fee equal to processing costs (i.e.  $F_{dc} = 0$ ,  $f_{dc} = c_{dc}$ ) is one option to guarantee zero profits. Another option is to set the fixed fee to its maximum  $F_{dc}^{max}$  and to solve for the corresponding merchant fee that yields zero profits. In welfare terms, these different  $(F_{dc}, f_{dc})$  combinations with zero profits trigger a tradeoff between merchant acceptance and the level of the fixed fee. A lower fixed fee gives more expected consumer utility, but induces also a higher merchant fee with lower acceptance, decreasing expected merchant’s benefits. This tradeoff is influenced by the real resource cost of processing cards as is shown in Table 2. With low processing cost, social optimal price structure pushes for high acceptance, requiring a relatively high fixed fee in a balanced budget situation (see zero-profit column in Table 2 with low cost). For high processing cost, more weight is given to a low fixed fee and acceptance is kept minimal as to avoid the real resource cost of processing (see zero-profit column in Table 2 with high cost).

Figure 5: Probability tree for credit cards



## 5 Cash and Credit Cards

In addition to being as secure as debit cards, credit cards allow consumption when consumers have not received income before they go shopping if merchants accept them. Merchants benefit from making sales to those without funds. An endogenously-determined proportion of  $\beta$  merchants accepts credit cards. Figure 5 shows the probability tree corresponding to an economy with credit card consumption. Consumers are able to consume in  $\beta(1-\rho)+\beta(1-\phi_1)$  additional states of nature when participating in a credit card network than when only making cash purchases.

Consumers are willing to hold a credit card if their expected consumption from participating in a credit card network is greater than not participating. Their credit card participation constraint is:

$$\rho\phi_1 I \leq \left( \phi_1(1-\beta)\rho + \frac{\beta}{p_{cc}} \right) (I - F_{cc})$$

Solving (as an equality) yields the maximum credit card fee  $F_{cc}^{max}$  that consumers are willing to pay.

The merchant's (expected) profit from accepting credit cards,  $\Pi_{cc}^i$ , is:

$$\Pi_{cc}^i = \left( (1 - f_{cc}) - \frac{\gamma_i}{p_{cc}} \right) (I - F_{cc}).$$

Merchants must make at least as much profit from accepting credit cards as accepting only cash.<sup>22</sup> Furthermore, as in the debit card case, all consumers purchasing from stores that

<sup>22</sup>As in the debit card case, consumers have less disposable income to spend at merchants than in the

accept credit cards will always use their credit cards to reduce their probability of being mugged. These conditions imply a threshold value of merchant cost,  $\gamma_{cc}$ , below which merchants will accept credit cards. This threshold value  $\gamma_{cc}$  determines merchant's acceptance of credit cards. Substituting the pricing rule,  $p_{cc}(f_{cc})$ , yields:

$$\beta(f_{cc}) = Pr[\gamma_i \leq \gamma_{cc}] = \gamma_{cc} = \frac{1 - f_{cc} - \rho\phi_1}{1 - f_{cc}(1 - \lambda_{cc}) - \rho\phi_1}. \quad (6)$$

We observe that  $\beta(f_{cc}) \in [0, 1]$  if and only if  $f_{cc} \in [0, 1 - \rho\phi_1]$  and  $\lambda_{cc} > 0$ . With full pass-through,  $\lambda_{cc} = 0$ , merchant acceptance is complete,  $\beta(f_{cc}) = 1$  for all  $f_{cc}$ .

**Lemma 2** *The maximum credit card fixed fee,  $F_{cc}^{max}$ , is:*

$$F_{cc}^{max}(f_{cc}) = \left(1 - \frac{\rho\phi_1}{1 - f_{cc}}\right) I. \quad (7)$$

Note that  $F_{cc}^{max}(f_{cc}) = 0$  when  $f_{cc} = 1 - \rho\phi_1$ . Furthermore, a consumer is willing to pay more for a credit card than a debit card, all else equal, because credit cards offer more benefits, namely consumption in no income states when matched with a credit card accepting merchant.

The bank maximizes its profits:

$$\Pi_{cc}^B(F_{cc}, f_{cc}, \beta) = \beta(f_{cc} - c_{cc})(I - F_{cc}) + (\phi_1 + \phi_2)F_{cc} - \beta(1 - \phi_1 - \phi_2)(I - F_{cc}). \quad (8)$$

When issuing credit cards, the bank faces a certain aggregate loss from consumers that never receive income. Note if income always arrives, i.e.  $\phi_2 = 1 - \phi_1$ , there is no credit loss. Substituting  $\beta = \beta(f_{cc})$  and  $F_{cc} = F_{cc}^{max}(f_{cc})$  into bank profit function (8), yields:

$$\Pi_{cc}^B(f_{cc}) = \begin{cases} \left( \frac{(1 - f_{cc} - \rho\phi_1)((1 - (1 + c_{cc})\rho - f_{cc}(1 - \lambda_{cc} - \rho))\phi_1 + (1 - f_{cc}(1 - \lambda_{cc}))\phi_2)}{(1 - f_{cc})(1 - f_{cc}(1 - \lambda_{cc}) - \rho\phi_1)} \right) I, & f_{cc} \in [0, 1 - \rho\phi_1], \\ 0, & f_{cc} > 1 - \rho\phi_1. \end{cases} \quad (9)$$

Similar to debit cards, observe that the function  $\Pi_{cc}^B(f_{cc})$  is continuous in  $f_{cc} \geq 0$ , and that

---

cash-only economy. Given our assumption of atomistic merchants and no collusion, merchants are unable to internalize the loss in disposable income from the consumer's fixed fee in an economy with credit cards. If merchants could do so, their participation threshold would occur at a lower fee. Note that the social planner is able to internalize this effect.

the profit maximizing credit card fee,  $f_{cc}^*$ , lies between 0 and  $1 - \rho\phi_1$  for sufficiently small processing costs. Denote this fee by  $f_{cc}^*(c_{cc}, \rho, \phi_1, \phi_2, \lambda_{cc})$ , that satisfies  $d\Pi_{cc}^B/df_{cc} = 0$ . The following proposition characterizes the profit-maximizing credit card fee.

**Proposition 5** *The credit card fee  $f_{cc}^*$  that maximizes  $\Pi_{cc}^B(f_{cc})$  is given by:*

$$f_{cc}^* = \begin{cases} f_{cc}^*(c_{cc}, \rho, \phi_1, \phi_2, \lambda_{cc}) & \text{iff } \underline{c}_{cc} \leq c_{cc} \leq \bar{c}_{cc}, \\ 0 & \text{iff } 0 \leq c_{cc} < \underline{c}_{cc}, \end{cases}$$

where

$$\underline{c}_{cc} = \frac{-\lambda_{cc}(1 - \phi_1 - \phi_2)}{\lambda_{cc} + \rho\phi_1 - 1} \quad \text{and} \quad \bar{c}_{cc} = \frac{(1 - \rho)\lambda_{cc}(\phi_1 + \phi_2) + \rho\phi_1((1 - \rho)\phi_1 + \phi_2)}{\rho\phi_1}.$$

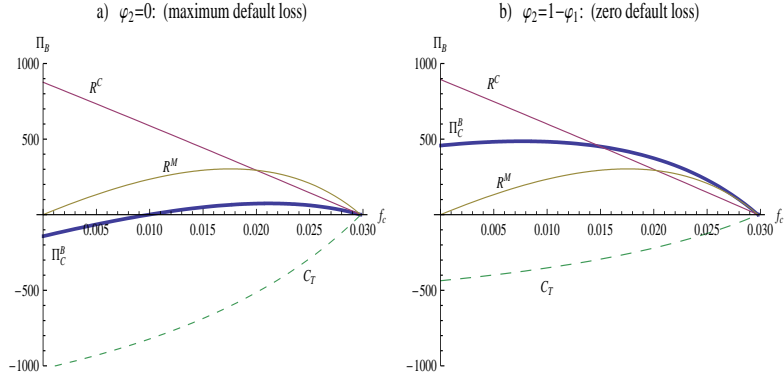
Unlike the debit card case, the bank has two types of costs— per-transaction cost to operate the system and credit losses from consumers who make credit card purchases but do not receive income in the night. Once the bank has fully extracted surplus from consumers, it attempts to capture surplus from merchants to fund the loss if possible to do so. Notice that if the probability of safely reaching the store with income is sufficiently high, the bank will always capture some surplus from the merchants, that is,  $f_{cc}^* > 0$  for all  $c_{cc} \geq 0$ , if  $\rho\phi_1 > 1 - \lambda_{cc}$ .

## 5.1 Credit Card Equilibria

Three sources contribute to credit card bank profits: merchant revenue ( $R_{cc}^M$ ), consumer revenue ( $R_{cc}^C$ ), and total costs ( $C_{cc}^T$ ) which is the sum of total processing costs and default losses. The bank's profit function can be described as:

$$\Pi_{cc}^B = R_{cc}^C + R_{cc}^M + C_{cc}^T,$$

Figure 6: Bank credit card profits and default probability



Note: Given parameter values  $\rho = 0.99$ ,  $\phi_1 = 0.98$ ,  $c_{cc} = 0.015$ ,  $\lambda_{cc} = 0.5$ , and  $I = 30000$ , in panel a) we calculate  $f_{cc}^* = 0.021$  for  $\phi_2 = 0$ , and in panel b)  $f_{cc}^* = 0.007$  for  $\phi_2 = 0.02$ . The cut off value that yields  $f_{cc}^* = c_{cc}$  is  $\bar{\phi}_2 = 0.008$ .

where

$$\begin{aligned} R_{cc}^M &= \beta(f_{cc})(I - F_{cc}^{max}), \\ R_{cc}^C &= (\phi_1 + \phi_2)F_{cc}^{max}, \\ C_{cc}^T &= -\beta(c_{cc} + (1 - \phi_1 - \phi_2))(I - F_{cc}^{max}). \end{aligned}$$

Figure 6 shows the bank profit and its components for the two polar cases:  $\phi_2 = 0$  and  $\phi_2 = 1 - \phi_1$ . Given a sufficiently large  $c_{cc}$ , merchant share of payment costs increases as credit risk goes up. As a result, we conclude that merchants pay a greater share of the total price when default losses can no longer be extracted from consumers. In other words, as additional benefits to merchants increase and the ability of consumers to pay decreases, merchants carry a larger share of the cost.

**Proposition 6** For sufficiently large  $c_{cc}$ , there exists  $\bar{\phi}_2 \in [0, 1 - \phi_1]$  such that  $f_{cc}^* = c_{cc}$  for  $\phi_2 = \bar{\phi}_2$ .

Regarding comparative statics, if  $\phi_2 < \bar{\phi}_2$  then lowering fees to the cost level,  $f_{cc} = c_{cc}$ , increases merchant acceptance and reduces goods prices  $p_{cc}$ . This allows a higher fixed credit card fee for consumers. But the bank loses on the merchant side by lowering merchant fees, and suffers more default losses as credit card acceptance gets more widespread. These latter



effects dominate resulting in lower bank profit. The reverse case, when  $\phi_2 > \bar{\phi}_2$ , raising fees to  $f_{cc} = c_{cc}$  induces lower merchant acceptance and higher goods prices. This leads to lower fixed fees, but also to lower default losses. On net, the bank's profit decreases.

Similar to the debit card case, when  $\lambda_{cc} = 1$  ( $p_{cc} = p_m = 1$ ) bank profit is higher. The inability of merchants to pass any processing costs to consumers results in lower merchant acceptance and lower goods prices. This induces higher fixed fees and lower default losses, yielding higher bank profits. In other words, the bank extracts rents from both consumers and merchants. Full pass-through, on the other hand, with  $\lambda_{cc} = 0$  and  $p_{cc} = 1/(1 - f_{cc})$  corresponds to a corner solution with  $f_{cc}^* = 0$  (where non-negativity binds). As in the debit card case, this perverse effect results from the bank transferring rents from the consumer to the merchant so that transaction dollar volume decreases.

## 5.2 Credit Card Welfare

Credit cards may improve on debit cards because they allow consumption when income has not arrived yet. Total welfare for credit can be written as:

$$W_{cc}(F_{cc}, f_{cc}, \beta, p_{cc}) = \bar{u}_{cc}^C + \bar{\Pi}_{cc}^M + \bar{\Pi}_{cc}^B.$$

But they are costly in terms of real processing cost and default loss. A social planner must trade off increased benefits against increased costs of all parties involved. Consumers expected utility is given by:

$$\bar{u}_{cc}^C = \left( \phi_1 \rho (1 - \beta) + \frac{\beta}{p_{cc}} \right) (I - F_{cc}).$$

Total average merchant profits are given by:

$$\bar{\Pi}_{cc}^M = \left( \beta \left( 1 - f_{cc} - \frac{\beta}{2p_{cc}} \right) + \phi_1 \rho (1 - \beta) \frac{(1 - \beta)}{2} \right) (I - F_{cc}).$$

Expected bank profit is given by:

$$\bar{\Pi}_{cc}^B = \beta(f_{cc} - c_{cc})(I - F_{cc}) + (\phi_1 + \phi_2)F_{cc} - \beta(1 - \phi_1 - \phi_2)(I - F_{cc}).$$

Since credit cards increase consumption possibilities, social welfare is higher than in the

Table 3: Welfare comparison of credit card outcomes

|                    | Cash    | low cost: $c_{cc} = 0.005$ |            | high cost: $c_{cc} = 0.015$ |            |
|--------------------|---------|----------------------------|------------|-----------------------------|------------|
|                    |         | Social Opt                 | Profit Max | Social Opt                  | Profit Max |
| $f_{cc}$           | -       | 0.000                      | 0.013      | 0.000                       | 0.019      |
| $F_{cc}$           | -       | 0.000                      | 0.017      | 0.000                       | 0.011      |
| $\beta$            | -       | 1.000                      | 0.626      | 0.991                       | 0.434      |
| $p_c$              | -       | 1.000                      | 1.003      | 1.000                       | 1.005      |
| $\bar{u}_{dc}^C$   | (0.970) | 1.000                      | 0.970      | 1.000                       | 0.970      |
| $\bar{\Pi}_{dc}^M$ | (0.485) | 0.500                      | 0.482      | 0.500                       | 0.482      |
| $\bar{\Pi}_{dc}^B$ | (0.000) | -0.025                     | 0.009      | -0.035                      | 0.004      |
| $W_{cc}$           | (1.455) | 1.475                      | 1.461      | 1.465                       | 1.456      |

Note: Parameter values set to  $\rho = 0.99$ ,  $\phi_1 = 0.98$ ,  $\phi_2 = 0$ ,  $\lambda_{cc} = 0.75$ , and  $I = 1$ .

debit card case (all else being equal), which can be seen from the next table. Observe that for  $\phi_1 = 1$  and  $\phi_2 = 0$  (and  $\lambda_{cc} = \lambda_{dd}$ ) the above mentioned proposition is the same as in the debit card case. In our model, all else being equal, without income uncertainty (and default loss) credit cards completely reduce to debit cards. Similar to the social optimal debit card fees, the planner sets consumer fees to zero and extracts from merchants for high processing costs.<sup>23</sup> That is:

**Proposition 7** *With credit cards, socially optimal merchant fees are lower than profit maximizing merchant fees for sufficiently small processing costs. That is, if  $\phi_1\rho > 1 - \lambda_{cc}$  then:*

$$f_{cc}^{SW} = 0 < f_{cc}^* \quad \text{for } 0 < c_{cc} \leq \underline{c}_{cc}^{sw}.$$

*Socially optimal consumer fixed fees are always set to zero, and thus lower than profit maximizing fixed fees. That is,  $F_{cc}^{SW} = 0 < F_{cc}^{max}$ .*

Table 3 illustrate these findings. The extra functionality of credit cards, insurance against negative income shocks, becomes obsolete if all consumers receive income in the morning. However, when  $\phi_1 < 1$ , credit cards become useful for consumers and merchants, and banks

<sup>23</sup>Similar to the debit card case, the planner could implement a first best solution by setting fees and allocating acceptance terminals. However, as described above this is difficult to implement.

may make a profit supplying credit cards. Possible cost differentials ( $c_{cc}$  vs.  $c_{dc}$ ) and/or cost absorption differentials ( $\lambda_{cc}$  vs.  $\lambda_{dc}$ ) will determine whether banks prefer to supply credit cards or debit cards.

Figure 7 compares credit card and debit card profits when  $\phi_1 < 1$  and  $\phi_2 = 0$ . In panel (a) all other parameters are equal, and naturally, maximum credit card profits are higher than maximum debit card profits. When credit card cost increase relative to debit card cost, credit card profits will go down, and for large enough cost differentials, banks would opt for supplying debit cards. This is depicted in panel (b) where the cost differential is large enough to yield the same level of bank profit, although credit card fees for the retailer are higher. Welfare comparison shows that socially optimal debit card merchant fees coincide with profit maximizing debit card merchant fees for small processing cost. This is generally not the case with credit cards, which almost always generate higher profit maximizing fees.

## 6 Full Multihoming

In this section, we will consider the case when the bank provides both debit and credit cards simultaneously. Unlike the previous two cases, when cards always dominated cash, consumers may not choose the same payment instrument in all income states when all payment instruments are accepted. If consumers are multihoming, they consider the benefits of each card before going to the store including any price differences based on the payment instrument used. By differentiating debit card and credit card purchase prices, merchants may be able to steer some consumers to the low-cost payment instrument. However, when merchants are unable to price differentiate and post one price, consumers do not face any price inducements in the store, and are assumed to opt for the instrument with the greatest functionality, regardless of whether they have income or not.<sup>24</sup>

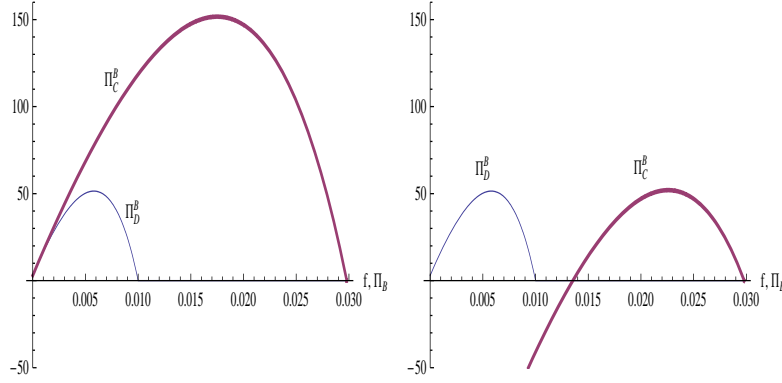
### 6.1 Instrument-Contingent Pricing

Let us now consider the case when consumers hold both debit and credit cards, and merchants are able to price differentiate between cash, debit and credit cards. Note that all merchants post the same prices based on the payment instrument used. First, we analyze the case

---

<sup>24</sup>In reality, consumers may be given rewards to use more costly payment instruments. We do not consider these inducements.

Figure 7: Bank credit card and debit card profits



*Note:* Parameter values set equal to  $\rho = 0.99$ ,  $\phi_1 = 0.98$ ,  $\phi_2 = 0$ ,  $\lambda_{cc} = \lambda_{dc} = 0.5$ , and  $I = 30000$ . In panel a) we set  $c_{dc} = c_{cc} = 0.010$ , in panel b)  $c_{cc} = 0.017$  and  $c_{dc} = 0.010$ .

when  $p_{dc} < p_{cc}$ . The different possibilities are shown in Figure 8, note that we assume that the optimal merchant fee to accept debit cards is lower than the optimal merchant fee to accept credit cards because of underlying exogenous parameters such as bank processing costs and theft and the pass-through parameter of debit and credit cards being close to each other. This results in credit acceptance being smaller than debit card acceptance ( $\alpha \geq \beta$ ).<sup>25</sup> The following inequality must be satisfied for consumers already holding debit cards, to hold credit cards:

$$\begin{aligned} & \phi_1 [(1 - \alpha)\rho(I - F_{dc}) + \alpha(I - F_{dc})/p_{dc}] \leq \\ & \phi_1 [(1 - \alpha)\rho(I - F_{dc} - F_{cc}) + \alpha(I - F_{dc} - F_{cc})/p_{dc}] + \\ & (1 - \phi_1)\beta(I - F_{dc} - F_{cc})/p_{cc}. \end{aligned}$$

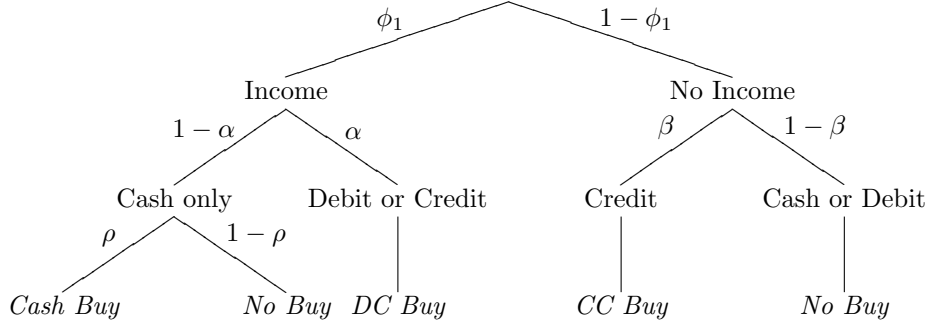
Because consumers pay a lower price when using their debit cards ( $p_{dc} < p_{cc}$ ), they will use credit cards only when they have not yet received their income. The inequality yields the maximum credit card fee  $F_{cc}^{max}(F_{dc})$  that consumers are willing to pay, given that they have already joined the debit card network.

Consumers will multihome when each payment instrument yields benefits greater than the cost to participate. The maximum total card fee  $F_T^{max}$  under full multihoming is given by:

$$F_T^{max} = F_{dc}^{max} + F_{cc}^{max}(F_{dc}^{max}) = \frac{\beta(1 - \phi_1)p_{dc} + (p_{cc}/p_{dc})\phi_1\alpha(1 - p_{dc}\rho)}{\beta(1 - \phi_1)p_{dc} + (p_{cc}/p_{dc})\phi_1(\alpha(1 - p_{dc}\rho) + p_{dc}\rho)}I. \quad (10)$$

<sup>25</sup>Observe that  $p_{dc} < p_{cc}$  and  $\alpha \geq \beta$  imply restrictions on the optimal merchant fees, that must hold (ex post) in equilibrium.

Figure 8: Probability tree for multihoming ( $p_d < p_c$ )



When consumers multihome, only the total fixed fee matters and not the fee attributed to each card. Consumers are willing to spend up to  $F_T^{max}$  in return for participating in both the debit and credit card networks.

Merchant's acceptance of cards is determined by threshold costs  $\gamma_{dc}$  for debit cards and  $\gamma_{cc}$  for credit cards. On the margin, the merchant has to trade off the benefits of accepting debit and credit cards to accepting cash only. As shown in sections 4 and 5, the proportion of merchants willing to accept debit cards is:

$$\alpha(f_{dc}) = \frac{1 - f_{dc} - \rho}{1 - f_{dc}(1 - \lambda_{dc}) - \rho}, \quad (11)$$

and to accept credit cards is:

$$\beta(f_{cc}) = \frac{1 - f_{cc} - \rho\phi_1}{1 - f_{cc}(1 - \lambda_{cc}) - \rho\phi_1}. \quad (12)$$

Substituting price rules (1), and acceptance rules (11) and (12) in fixed total fee (10) yields the maximum total card fee as a function of only the merchant card fees and other exogenous variables.

**Lemma 3** *The maximum total card fee,  $F_T^{max}$ , is:*

$$F_T^{max}(f_{dc}, f_{cc}) = \kappa I, \quad (13)$$

where  $\kappa =$

$$\frac{\phi_1^2 \rho^2 + \phi_1(f_{dc}\phi_1 + f_{cc}(\phi_1 - 2)(\lambda_{cc} - 1) - 2)\rho + (f_{cc}(\phi_1 - 1) - f_{dc}\phi_1 + 1)(f_{cc}(\lambda_{cc} - 1) + 1)}{(f_{cc}(\phi_1 - 1) - f_{dc}\phi_1 + 1)(f_{cc}(\lambda_{cc} - 1) + 1) + \phi_1(f_{dc}\phi_1 + f_{cc}(\phi_1 - 1)(\lambda_{cc} - 1) - 1)\rho}.$$

As in the previous cases, note that the maximum card fee does not depend on  $\phi_2$  and the pass-through parameter for debit  $\lambda_{dc}$ . The bank's problem is to maximize profits by setting fees for debit and credit cards. When merchants charge more for goods that are purchased by credit cards than debit cards, the bank's profit function is:

$$\begin{aligned} \Pi_{mh}^B(F_T, f_{dc}, f_{cc}, \alpha, \beta) &= (\phi_1\alpha(f_{dc} - c_{dc}) + (1 - \phi_1)\beta(f_{cc} - c_{cc}))(I - F_T) + \\ &(\phi_1 + \phi_2)F_T - (1 - \phi_1 - \phi_2)\beta(I - F_T). \end{aligned} \quad (14)$$

Under multihoming the bank can always replicate the debit card equilibrium by setting high credit card fees to drive these cards out. In particular, setting  $f_{cc} = 1 - \rho\phi_1$ ,  $f_{dc} = f_{dc}^*$ ,  $F_T^{max} = F_{dc}^{max}$ , yields  $\Pi_{mh}^B = \Pi_{dc}^B$ . Hence, given the exogenous parameters, in a multihoming equilibrium, the bank can never be worse off than in a debit card equilibrium. Substituting  $F_T^{max}(f_{dc}, f_{cc})$ ,  $\alpha(f_{dc})$ ,  $\beta(f_{cc})$  into (14), let us denote  $f_{dc}^{**}$  and  $f_{cc}^{**}$  the profit-maximizing fees of  $\Pi_{mh}^B(f_{dc}, f_{cc})$  in the multihoming case.<sup>26</sup>

**Lemma 4** *All else being equal, optimal multihoming profits dominate optimal bank profits in the debit card equilibrium. That is,*

$$\Pi_{mh}^B(f_{dc}^{**}, f_{cc}^{**}) \geq \Pi_{dc}^B(f_{dc}^*).$$

While “debit card only” equilibria are nested within the multihoming environment, “credit card only” equilibria are not. When  $\alpha \geq \beta$ , high debit card merchant fees also drives out credit cards.

For a given cost level  $c_{dc}$ , there exists a  $c'_{cc} > c_{dc}$  such that optimal bank profits across debit cards and credit cards are the same, that is  $\Pi_{cc}^B(f_{cc}^*) = \Pi_{dc}^B(f_{dc}^*)$  for  $c_{cc} = c'_{cc}$ . This must be the case, since—all else being equal—credit cards widen consumption possibilities from

<sup>26</sup>The model is too complex to analytically solve for  $f_{dc}^{**}$  and  $f_{cc}^{**}$ . Numerical approximations are reported in table 4 which are based on analytical expressions for the two Euler “reaction functions”  $f_{dc}^R(f_{cc})$  and  $f_{cc}^R(f_{dc})$ .

Table 4: Comparison of profit-maximizing outcomes

|                  |            | high cost: $c_{cc} = 0.017 > c_{cc}^*$ |             |              | low cost: $c_{cc} = 0.015 < c_{cc}^*$ |             |              |
|------------------|------------|--|-------------|--------------|---------------------------------------|-------------|--------------|
|                  |            | Debit only                             | Credit only | Multi-homing | Debit only                            | Credit only | Multi-homing |
| $f_{dc}^*$       |            | 0.006                                  |             | 0.006        | 0.006                                 |             | 0.006        |
| $f_{cc}^*$       |            |  | 0.023       | 0.024        |                                       | 0.021       | 0.023        |
| $\alpha^*$       |            | 0.592                                  |             | 0.592        | 0.592                                 |             | 0.592        |
| $\beta^*$        |            |  | 0.390       | 0.325        |                                       | 0.449       | 0.392        |
| $p_{dc}^*$       |            | 1.003                                  |             | 1.003        | 1.003                                 |             | 1.003        |
| $p_{cc}^*$       |            |  | 1.011       | 1.012        |                                       | 1.011       | 1.011        |
| Bank profit      | $\Pi^B$    | 51.46                                  | 52.00       | 52.13        | 51.46                                 | 74.51       | 52.51        |
| <i>breakout:</i> |            |  |             |              |                                       |             |              |
| Consumer revenue | $R^C$      | 124.24                                 | 217.09      | 315.84       | 124.24                                | 259.38      | 355.12       |
| Merchant revenue | $R^M$      | 100.44                                 | 262.23      | 104.42       | 100.44                                | 282.79      | 104.89       |
| Default loss     | $C^{def}$  | 0.00                                   | -232.24     | -192.81      | 0.00                                  | -267.24     | -232.17      |
| Processing cost  | $C^{proc}$ | -173.22                                | -195.08     | -175.32      | -173.22                               | -200.43     | -175.33      |

Note: Parameter values set to  $c_{dc} = 0.01$ ,  $\rho = 0.99$ ,  $\phi_1 = 0.98$ ,  $\phi_2 = 0$ ,  $\lambda_{cc} = \lambda_{dc} = 0.5$ , and  $I = 30000$ .

which the bank can extract some surplus. For  $c_{cc} \geq c'_{cc}$ , the debit card equilibrium yields higher bank profits. Since optimal multihoming profits are higher than optimal debit card profits, there must exist a  $c_{dc} \leq c''_{cc} \leq c'_{cc}$  such that optimal multihoming bank profits (just) dominate both debit card only and credit card only profits. Hence, for  $c_{cc} \geq c''_{cc}$ , the bank maximizes profits by issuing credit cards in addition to debit cards. On the other hand, for credit card processing cost  $c_{cc} < c''_{cc}$ , a credit card only environment would be preferred by the bank, because the relatively high markup on credit cards would be profitable in all income states. The next proposition summarizes these findings. Table 4 illustrates both situations.

**Proposition 8** *All else being equal, there exists a  $c''_{cc} > c_{dc}$  such that for  $c_{cc} > c''_{cc}$  optimal multihoming profits dominate optimal debit card and credit card profits when only one type of card exists. That is,*

$$\Pi_{mh}^B(f_d^{**}, f_c^{**}) \geq \max \{ \Pi_{dc}^B(f_{dc}^*), \Pi_{cc}^B(f_{cc}^*) \}.$$

This result may provide as some guidance on the evolution of debit and credit cards in various parts of the world. In the United States, credit cards along with signature-based debit cards were highly promoted over PIN-based debit cards. However, in other parts of the world, PIN-based debit cards are primarily used and credit cards are not used domestically,

e.g. the Netherlands. In other cases, one card serves as debit cards but allows for payment at the end of the month, e.g. France.

## 6.2 Uniform Pricing

Now, let us consider merchants that are only able to post one price. Unlike before, prices for goods were uniform across merchants for a given payment instrument. When merchants post one price, we assume that their new one price is the average of the prices weighted by the probability that consumers would use each instrument that they accept. For example, if there is equal probability of a consumer using a debit card or a credit card, the uniform price would be:

$$p_u = .5p_{dc} + .5p_{cc}$$

In this economy, all credit card accepting merchants post the same price which is different from the uniform price of debit card accepting merchants. Cash-only merchants post price,  $p_m$ .

Let's assume that credit cards are preferred to debit cards when  $p_{dc} = p_{cc}$  at merchants accepting both debit and credit cards.<sup>27</sup> In this case,  $p_u = p_{cc}$  for merchants that accept credit cards since all consumers would use their credit cards even though all consumers would be better off if consumers receiving income the morning used their debit cards because  $p_u$  would be lower. The consumer's participation constraint becomes:

$$\begin{aligned} \phi_1 [(1 - \alpha)\rho(I - F_{dc}) + \alpha(I - F_{dc})/p_{dc}] \leq \\ \phi_1 [(1 - \alpha)\rho(I - F_{dc} - F_{cc}) + (\alpha - \beta)(I - F_{dc} - F_{cc})/p_{dc} + \\ \beta(I - F_{dc} - F_{cc})/p_{cc}] + (1 - \phi_1)\beta(I - F_{dc} - F_{cc})/p_{cc}. \end{aligned}$$

If  $p_{dc} = p_{cc}$  and all merchants accepting debit cards also accept credit cards, consumers would never choose to participate in both networks and not multihome. If there is a sufficient mass of merchants that do not accept credit cards, there may be an incentive to hold debit cards.

The maximum total fee  $F_{T_u}^{max}$  under full multihoming and uniform prices  $p_{dc} = p_{cc}$  at

---

<sup>27</sup>We rule out the possibility that  $p_d > p_c$ . However, there are examples of payment card prices being lower than cash, see Benoit (2002) and National Public Radio (2006).



merchants that accept debit and credit cards is given by:

$$F_{T_u}^{max} = \frac{\beta(1 - \phi_1) + \phi_1\alpha(1 - p_{dc}\rho)}{\beta(1 - \phi_1) + \phi_1(\alpha(1 - p_{dc}\rho) + p_{dc}\rho)} I. \quad (15)$$

Similar to the cases when merchants issued only one card, merchants choose to accept payment cards if by doing so their profits increase. A key feature of our model is the ability to set different prices based on the payment instrument used to purchase goods. However, there may be regulatory, contractual, and other reasons why we seldom see a menu of prices.<sup>28</sup> Now, we consider the case when merchants cannot charge different prices. If merchants charge the same price regardless of the type of payment instrument used, bank profits become:

$$\begin{aligned} \Pi_{mhu}^B = & (\phi_1(\alpha - \beta)(f_{dc} - c_{dc}) + \beta(f_{cc} - c_{cc}))(I - F_T) + \\ & (\phi_1 + \phi_2) F_T - (1 - \phi_1 - \phi_2)\beta(I - F_T). \end{aligned} \quad (16)$$

The bank prefers uniform pricing to merchants' steering of consumers by applying differential pricing. To see this, we assume that consumers are atomistic and cannot collude. Suppose each consumer receives additional benefit,  $\epsilon$ , when using credit cards instead of debit cards when there is a uniform price. Because each consumer selects the card that offers them the greatest benefits, they all face the higher uniform price where no debit card transactions occur. In other words, consumers are in a prisoner's dilemma where the sum of their individual actions result in a worse allocation. The increase in the uniform price when one consumer defects is marginal. Merchants are worse off because they must pay higher processing costs when some consumers could have used less expensive payment instruments and cannot offer price incentives to steer consumers away from credit cards that do not need the extension of credit.

**Proposition 9** *When merchants set one price regardless of the type of instrument used, the bank earns greater profits if revenue from credit cards are higher than debit cards and the default risk is sufficiently low than when merchants steer consumers through price incentives.*

Our result is consistent with other results when only one payment instrument is considered. The main intuition here is that merchants prefer to separate consumers by those that

<sup>28</sup>See Chakravorti and Shah (2003), Barron, Staten, and Umbeck (1992), IMA Market Development (2000), and Katz (2001) for more discussion about merchant pricing based on payment instrument.

have funds and those that do not whereas the bank prefers to entice consumers to the more profitable payment network. Some cost studies suggest that credit card transactions require more real resources suggesting that there is a potential welfare gain from encouraging less costly payment instruments assuming that consumer utility is unchanged. However, lack of incentives such as lower prices charged by merchants to use certain payment instruments over others may encourage less efficient payment instruments.

## 7 Conclusion

We construct a model of payment instrument choice and acceptance where consumers and merchants benefit from greater consumption and sales that arise from transactions that would not occur in a cash-only economy. We incorporate insurance motives into the payments context that are well established in the banking literature as justification for why financial institutions play a critical role in the economy. We derive the equilibrium fees from parameter values that support debit and credit cards. In our model, the bank will fully extract from consumers before capturing surplus from merchants. Merchants pay for payment services when the bank cost to operate the system is sufficiently high, merchants are unable to sufficiently pass on their payment processing costs, consumer credit risk is too high, or some combination of these factors.

We compare welfare-maximizing fee structures to profit-maximizing ones and find that they differ on the allocation of fees to consumers. A social planner prefers zero consumer fees whereas the bank prefers to fully extract consumers. However, the optimal merchant fee for the social planner may be the same as the profit-maximizing one. There are cases when the social optimal fee results in negative bank profits. If a zero condition for bank profit is imposed, the social optimal fee structure can vary.

Furthermore, we study consumer and merchant multihoming where consumers and merchants participate in multiple payment networks. Differences in merchant acceptance across payment instruments and prices along with insurance against theft and no income states determine when consumers carry multiple payment instruments. When both types of payment instruments are available, merchants would prefer the ability to separate liquid consumers from illiquid ones whereas the bank may have incentives to entice all consumers to use their

credit cards in stores that accept both types of cards.

Given the current complexity of the model, we have left out key features of the payment card market. First, we have not considered long-term credit. Such an extension would require a model that considers credit cycles. Second, we ignore competition among banks in the provision of services that could put downward pressure on prices. Others have found that competition would occur on the consumer side and put upward pressure on merchant fees. Third, we assume that all consumers multihome. In reality, not all consumers multihome and the uniform price may not be equal to the price of the most expensive instrument for the merchant to accept. We leave these extensions for future research.

## References

- [1] Amromin, Gene and Sujit Chakravorti (2009), “Whither Loose Change?: The Diminishing Demand for Small Denomination Currency,” *Journal of Money, Credit, and Banking*, forthcoming.
- [2] Armstrong, Mark (2006), “Competition in Two-Sided Markets,” *Rand Journal of Economics*, 37 (3), 668-691.
- [3] Barron, John M., Michael E. Staten and John Umbeck (1992), “Discounts for Cash in Retail Gasoline Marketing” *Contemporary Policy Issues*, 10 (January): 89-102.
- [4] Bolt, Wilko (2006), “Retail Payments in the Netherlands: Facts and Theory,” *De Economist*, 154 (3), 345-372.
- [5] Bolt, Wilko and Sujit Chakravorti (2008), “Economics of Payment Cards: A Status Report,” *Economic Perspectives*, Federal Reserve Bank of Chicago, 4th Quarter, 15-27.
- [6] Bolt, Wilko and Alexander Tieman (2008), “Heavily Skewed Pricing in Two-Sided Markets,” *International Journal of Industrial Organization*, 26, 1250-1255.
- [7] Bradford, Terri and Fumiko Hayashi (2008), “Developments in Interchange Fees in the United States and Abroad,” *Payments System Research Briefing*, Federal Reserve Bank of Kansas City, April.
- [8] Carlton, Dennis W. and Alan S. Frankel (1995), “The Antitrust Economics of Payment Card Networks,” *Antitrust Law Journal*, 63 (2), 643-668.
- [9] Chakravorti, Sujit and William R. Emmons (2003), “Who Pays for Credit Cards?,” *Journal of Consumer Affairs*, 27 (2), 208-230.
- [10] Chakravorti, Sujit and Roberto Roson (2006), “Platform Competition in Two-Sided Markets: The Case of Payment Networks,” *Review of Network Economics* 5 (1), 2006, 118-142.
- [11] Chakravorti, Sujit and Alpa Shah (2003), “Underlying Incentives in Credit Card Networks,” *The Antitrust Bulletin*, Spring, 48 (1), 53-75.

- [12] Chakravorti, Sujit and Ted To (2007), “A Theory of Credit Cards,” *International Journal of Industrial Organization* 25 (3), 583-595.
- [13] Diamond, Douglas W. and Philip H. Dybvig (1983), “Bank Runs, Deposit Insurance, and Liquidity,” *Journal of Political Economy* 91, 401-19.
- [14] Gans, Joshua S. and Stephen P. King (2003), “The Neutrality of Interchange Fees in Payment Systems,” *Topics in Economic Analysis & Policy*, 3 (1), Article 1.
- [15] He, Ping, Lixin Huang, and Randall Wright (2005), “Money and Banking in Search Equilibrium,” *International Economic Review*, 46, 637-670.
- [16] Hermalin, Benjamin and Michael Katz (2004), “Sender or Receiver: Who should pay to exchange an electronic message?” *Rand Journal of Economics*, 35, 423-448.
- [17] Humphrey, David (2004), “Replacement of Cash by Cards in U.S. Consumer Payments,” *Journal of Economics and Business*, 56 (3), 211–225.
- [18] IMA Market Development AB (2000), *Study Regarding the Effects of the Abolition of the Non-Discrimination Rule in Sweden*, IMA Market Development AB: Frodingsvagen.
- [19] Katz, Michael L. (2001), *Reform of Credit Card Schemes in Australia II*, Sydney, Australia: Reserve Bank of Australia.
- [20] McAndrews, James and Zhu Wang (2006), “Microfoundations of Two-Sided Markets: The Payment Card Example,” Payments System Research Working Paper PSR WP 06-01, Federal Reserve Bank of Kansas City.
- [21] Rochet, Jean-Charles and Jean Tirole (2002), “Cooperation Among Competitors: Some Economics of Payment Card Associations,” *Rand Journal of Economics*, 33 (4), 549-570.
- [22] Rochet, Jean-Charles and Jean Tirole (2003), “Platform Competition in Two-Sided Markets,” *Journal of European Economic Association*, 1 (4), 990-1029.
- [23] Rochet, Jean-Charles and Jean Tirole (2006), “Two-Sided Markets: A Progress Report,” *Rand Journal of Economics*, 37 (3), 645-667.
- [24] Weyl, E. Glen (2008), “The Price Theory of Two-Sided Markets,” mimeo, Harvard University.

- [25] Wright, Julian (2003), "Optimal Card Payment Systems," *European Economic Review*, 47, 587-612.
- [26] Wright, Julian (2004), "Determinants of Optimal Interchange Fees in Payment Systems," *Journal of Industrial Economics*, 52, 1-26.

## Appendix

*Proof of Proposition 1:*

First, when extending  $\Pi_{dc}^B(f_{dc})$  to allow for negative merchant fees  $f_{dc} < 0$  (so that by definition acceptance  $\alpha = 1$ ), it is easy to verify that the profit function  $\Pi_{dc}^B(f_{dc})$  is continuous in  $f_{dc}$ . For large enough  $\lambda_{dc}$  we calculate that  $\partial\Pi_{dc}^B(f_{dc})/\partial f_{dc} \geq 0$  when  $f_{dc} < 0$ . Second, non-negative profit exists for small enough processing cost. That is, for  $c_{dc} = 0$ ,  $\Pi_{dc}^B(0) = (1 - \rho)(\phi_1 + \phi_2)I > 0$ . Third, for small enough  $c_{dc} = 0$ , the optimal fee that maximizes bank profit lies between 0 and  $1 - \rho$ . Solving  $\partial\Pi_{dc}^B(f_{dc})/\partial f_{dc} = 0$  yields two possible outcomes corresponding to a minimum and a maximum. Verifying the second-order conditions yields the profit-maximizing merchant fee:

$$f_{dc}^*(c_{dc}, \rho, \phi_1, \phi_2, \lambda_{dc}) = \frac{(1 - \rho)((1 - \lambda_{dc})(c_{dc}\phi_1 + \phi_2) - \lambda_{dc}\phi_1)}{((1 - \lambda_{dc})c_{dc} - \lambda_{dc}(2 - \lambda_{dc} - \rho))\phi_1 + (1 - \lambda_{dc})^2\phi_2} + \frac{\sqrt{(1 - \rho)\phi_1\lambda_{dc}(1 - c_{dc}(1 - \lambda_{dc}) - \rho)(\rho(c_{dc}\phi_1 + \phi_2) - \lambda_{dc}(\phi_1 + \phi_2))}}{((1 - \lambda_{dc})c_{dc} - \lambda_{dc}(2 - \lambda_{dc} - \rho))\phi_1 + (1 - \lambda_{dc})^2\phi_2}.$$

Solving  $f_{dc}^*(c_{dc}, \rho, \phi_1, \phi_2, \lambda_{dc}) = 0$  for  $c_{dc}$  yields  $\underline{c}_{dc}$ , and solving  $f_{dc}^*(c_{dc}, \rho, \phi_1, \phi_2, \lambda_{dc}) = 1 - \rho$  gives  $\bar{c}_{dc}$ . Hence, if  $0 \leq c_{dc} \leq \underline{c}_{dc}$  then  $f_{dc}^* = 0$ , else if  $\underline{c}_{dc} \leq c_{dc} \leq \bar{c}_{dc}$  then  $0 < f_{dc}^* \leq 1 - \rho$ . Fourth, as long as  $\lambda_{dc} \geq \underline{\lambda} = 1 - \frac{\rho\phi_1}{\phi_1 + \phi_2}$ , it holds that  $\underline{c}_{dc} \leq \bar{c}_{dc}$ . If  $0 < \lambda_{dc} < \underline{\lambda}$  one can always find a small enough  $c_{dc}$  such that  $f_{dc}^* = 0$  yields the global maximum, independent of  $\lambda_{dc}$ . Fifth, if  $\lambda_{dc} = 0$  then only  $c_{dc} = 0$  and  $\phi_2 = 0$  are consistent with constant profits  $\Pi_{dc}^B = (1 - \rho)\phi_1 I$ , independent of  $f_{dc}$ . Otherwise, for  $\lambda_{dc} = 0$ , profits are decreasing in  $f_{dc}$  and approach  $(\phi_2 + (1 - \rho)\phi_1)I$  for  $f_{dc} \rightarrow -\infty$ .

*Proof of Proposition 2:*

Applying the envelope theorem  $d\Pi_{dc}^B(f_{dc}^*(c_{dc}, \rho, \phi_1, \phi_2, \lambda_{dc}), \lambda_{dc})/d\lambda_{dc} = \partial\Pi_{dc}^B(f_{dc}, \lambda_{dc})/\partial\lambda_{dc}$  yields:

$$\partial\Pi_{dc}^B(f_{dc}, \lambda_{dc})/\partial\lambda_{dc} = \frac{f_{dc}(c_{dc} - f_{dc})(1 - f_{dc} - \rho)\rho\phi_1}{(1 - f_{dc})(1 - f_{dc}(1 - \lambda_{dc}) - \rho)^2} I \geq 0,$$

since it is straightforward to verify that  $f_{dc}^*(c_{dc}, \rho, \phi_1, \phi_2, \lambda_{dc}) \leq c_{dc}$  for large enough  $\rho$  and small enough  $c_{dc}$ .

*Proof of Proposition 3:*

First note that there is no card usage for  $f_{dc} \geq 1 - \rho$ , and thus debit card welfare is equal to cash welfare in that price region. Second, we can verify that  $\partial W_{dc}(F_{dc}, f_d)/\partial F_{dc} \leq 0$  for sufficiently large  $\rho$ , so that the social planner wants to set  $F_{dc} = 0$  (assuming it cannot tax economic agents to finance negative fixed fees). Third, for small enough  $c_{dc} \geq 0$ , non-negative debit card welfare exists, in particular  $W_{dc}(0, 0) = 3\phi_1 I/2 > 0$  for  $c_{dc} = 0$ , and solving  $\partial W_{dc}(F_{dc}, f_d)/\partial f_{dc} = 0$  yields the socially optimal merchant fee

$$f_{dc}^{SW}(c_{dc}, \rho, \lambda_{dc}) = \frac{(1 - \rho)(1 - 2\lambda_{dc})}{1 - \lambda_{dc}(3 - 2\lambda_{dc})} + \frac{\sqrt{\lambda_{dc}(1 - \rho)(1 - 2\lambda_{dc})(2c_{dc}(1 - \lambda_{dc}) - (1 - \rho)(2 - \lambda_{dc}))}}{1 - \lambda_{dc}(3 - 2\lambda_{dc})}.$$

Solving  $f_{dc}^{SW}(c_{dc}, \rho, \lambda_{dc}) = 0$  for  $c_{dc}$  yields  $\underline{c}_{dc}^{SW} = (1 - \rho)(1 + \lambda_{cc})/2\lambda_{cc}$ , and solving  $f_{dc}^{SW}(c_{dc}, \rho, \phi_1, \phi_2, \lambda_{dc}) = 1 - \rho$  gives  $\bar{c}_{dc}^{SW} = (1 - \rho)(1 + \lambda_{cc})$ . Hence, if  $0 \leq c_{dc} \leq \underline{c}_{dc}^{SW}$  then  $f_{dc}^{SW} = 0$ , else if  $\underline{c}_{dc}^{SW} \leq c_{dc} \leq \bar{c}_{dc}^{SW}$  then  $0 < f_{dc}^{SW} \leq 1 - \rho$ . Fourth, as long as  $\lambda_{dc} \geq 1/2$ , it holds that  $\underline{c}_{dc} \leq \bar{c}_{dc}$ . If  $0 \leq \lambda_{dc} < 1/2$  and  $c_{dc} \leq \bar{c}_{dc}$ , then  $f_{dc}^{SW} = 0$  yields maximum social welfare  $(3/2 - c_{dc})\phi_1 I$ , independent of  $\lambda_{dc}$

*Proof of Proposition 4:*

For  $\lambda_{dc} \geq 1/2$  and sufficiently large  $\rho$ , we can show that  $\underline{c}_{dc} \leq \underline{c}_{dc}^{SW}$  which proves the proposition. For  $\lambda_{dc} < 1/2$  and  $c_{dc} \leq \bar{c}_{dc}$ , it holds  $f_{dc}^{SW} = 0 \leq f_{dc}^*$ .

*Proof of Proposition 5:*

First, when extending  $\Pi_{cc}^B(f_{cc})$  to allow for negative merchant fees  $f_{cc} < 0$  (so that by definition acceptance  $\beta = 1$ ), it easy to verify that the profit function  $\Pi_{cc}^B(f_{cc})$  is continuous in  $f_{cc}$ . For large enough  $\lambda_{cc}$  we calculate that  $\partial \Pi_{cc}^B(f_{cc})/\partial f_{cc} \geq 0$  when  $f_{cc} < 0$ . Second, non-negative profit exists for small enough processing cost. That is for  $c_{cc} = 0$ ,  $\Pi_{cc}^B(0) = ((1 - \rho)\phi_1 + \phi_2)I > 0$ . Third, for small enough  $c_{cc} = 0$ , the optimal fee that maximizes profits lies between 0 and  $1 - \rho\phi_1$ . Solving  $\partial \Pi_{cc}^B(f_{cc})/\partial f_{cc} = 0$  yields two possible outcomes corresponding to a minimum and a maximum. Verifying the second-order conditions yields the profit-maximizing merchant fee:

$$f_{cc}^*(c_{cc}, \rho, \phi_1, \phi_2, \lambda_{cc}) = \frac{(1 - \rho)\phi_1(\lambda_{cc} - (1 - \lambda_{cc})c_{cc})}{\lambda_{cc}(1 - (\lambda_{cc} + \rho - 1)\phi_1 + (1 - \lambda_{cc})\phi_2) - (1 - \lambda_{cc})c_{cc}} -$$

$$\frac{\sqrt{\lambda_{cc}(1 - \rho\phi_1)((1 - \lambda_{cc})c_{cc} - (1 - \rho)\phi_1 - \phi_2 - \lambda_{cc}(1 - \phi_1 - \phi_2))(\rho\phi_1 c_{cc} - \lambda_{cc}(\phi_1 + \phi_2))}}{\lambda_{cc}(1 - (\lambda_{cc} + \rho - 1)\phi_1 + (1 - \lambda_{cc})\phi_2) - (1 - \lambda_{cc})c_{cc}}.$$

Solving  $f_{cc}^*(c_{cc}, \rho, \phi_1, \phi_2, \lambda_{cc}) = 0$  for  $c_{cc}$  yields  $\underline{c}_{cc}$ , and solving  $f_{cc}^*(c_{cc}, \rho, \phi_1, \phi_2, \lambda_{cc}) = 1 - \rho\phi_1$  gives  $\bar{c}_{cc}$ . As long as  $\lambda_{cc} \geq \underline{\lambda}_{cc} = 1 - \rho\phi_1$ , it holds that  $\underline{c}_{cc} < 0 \leq \bar{c}_{cc}$  and thus  $0 < f_{cc}^* \leq 1 - \rho\phi_1$  for  $0 \leq c_{cc} \leq \bar{c}_{cc}$ . Fourth, if  $\lambda_{cc} < \underline{\lambda}_{cc}$  then one can always find a small enough  $c_{cc}$  such that  $f_{cc}^* > 0$  yields the global maximum. Fifth, if  $\lambda_{cc} = 0$  then only  $c_{cc} = 0$  is consistent with constant profits  $\Pi_{cc}^B = (\phi_2 + (1 - \rho)\phi_1)I$ , independent of  $f_{cc}$ . Otherwise, for  $c_{cc} > 0$  and  $\lambda_{cc} = 0$ , profits are decreasing in  $f_{cc}$  and approach  $(\phi_2 + (1 - \rho)\phi_1)I$  for  $f_{cc} \rightarrow -\infty$ .

*Proof of Proposition 6:*

Solving  $f_{cc}^* = c_{cc}$  for  $\phi_2$  yields:

$$\bar{\phi}_2 = \frac{\lambda_{cc}(1 - \rho\phi_1)(1 - \phi_1) - c_{cc}(1 - \rho\phi_1 + \lambda_{cc})(1 - \rho\phi_1)}{\lambda_{cc}(1 - \rho\phi_1 - (1 - \lambda_{cc})c_{cc}^2)} + \frac{c_{cc}^2(2(1 - \rho\phi_1) - \lambda_{cc}((1 - \rho\phi_1 - \phi_1) + \phi_1\lambda_{cc})) - c_{cc}^3(1 - \lambda_{cc})}{\lambda_{cc}(1 - \rho\phi_1 - (1 - \lambda_{cc})c_{cc}^2)}.$$

We can show that  $\bar{\phi}_2 = 1 - \phi_1$  when  $c_{cc} = 0$  and there exists  $\tilde{c}_{cc} > 0$  such that  $\bar{\phi}_2 = 0$  and  $d\bar{\phi}_2/dc_{cc} < 0$ . Thus, for  $0 \leq c_{cc} \leq \tilde{c}_{cc}$  we have  $0 \leq \bar{\phi}_2 \leq 1 - \phi_1$ .

*Proof of Proposition 7:*

First note that there is no card usage for  $f_{cc} \geq 1 - \rho\phi_1$ , and thus credit card welfare is equal to cash welfare in that price region. Second, we can verify that  $\partial W_{cc}(F_{cc}, f_c)/\partial F_{cc} \leq 0$  for sufficiently large  $\phi_1$ , so that the social planner wants to set  $F_{cc} = 0$  (assuming it cannot



tax economic agents to finance negative fixed fees). Third, for small enough  $c_{cc} \geq 0$ , non-negative debit card welfare exists, in particular  $W_{cc}(0, 0) = 3I/2 > 0$  for  $c_{cc} = 0$ , and solving  $\partial W_{cc}(F_{cc}, f_{cc})/\partial f_{cc} = 0$  yields the socially optimal merchant fee

$$f_{cc}^{SW}(c_{cc}, \rho, \lambda_{cc}) = \frac{(1 - \rho\phi_1)(1 - 2\lambda_{cc})}{1 - \lambda_{cc}(3 - 2\lambda_{cc})} +$$

$$\frac{\sqrt{\lambda_{cc}(1 - \rho\phi_1)(1 - 2\lambda_{cc})(2c_{cc}(1 - \lambda_{cc}) - \lambda_{cc}(1 - (2 - \rho)\phi_1 - 2\phi_2) - 2((1 - \rho)\phi_1 + \phi_2))}}{1 - \lambda_{cc}(3 - 2\lambda_{cc})}.$$

Solving  $f_{cc}^{SW}(c_{cc}, \rho, \lambda_{cc}) = 0$  for  $c_{cc}$  yields  $\underline{c}_{cc}^{SW} = ((1 - \lambda_{cc}) - (2 - \rho)\phi_1\lambda_{cc} - \rho\phi_1)/2\lambda_{cc} + \phi_2$ , and solving  $f_{dc}^{SW}(c_{cc}, \rho, \phi_1, \phi_2, \lambda_{dc}) = 1 - \rho$  gives  $\bar{c}_{cc}^{SW} = \lambda_{cc}(1 - \rho\phi_1) + (1 - \rho)\phi_1 + \phi_2$ . If  $\lambda_{cc} \geq 1 - \rho\phi_1$  and  $1 - \phi_1 - \phi_2$  close to zero then  $\underline{c}_{cc} < 0 \leq \underline{c}_{cc}^{SW}$ . Hence, when  $0 \leq c_{cc} \leq \underline{c}_{cc}^{SW}$  it holds that  $f_{dc}^{SW} = 0 < f_{cc}^*$ . Fourth, as long as  $\lambda_{cc} \geq 1/2$ , we find that  $\underline{c}_{cc}^{SW} \leq \bar{c}_{cc}^{SW}$ . If  $0 \leq \lambda_{dc} < 1/2$  and  $c_{cc} \leq \bar{c}_{cc}^{SW}$ , then  $f_{cc}^{SW} = 0$  yields maximum social welfare  $(3/2 - c_{cc})I$ , independent of  $\lambda_{cc}$ .

## Working Paper Series

A series of research studies on regional economic issues relating to the Seventh Federal Reserve District, and on financial and economic topics.

|  |          |
|--|----------|
| Firm-Specific Capital, Nominal Rigidities and the Business Cycle<br><i>David Altig, Lawrence J. Christiano, Martin Eichenbaum and Jesper Linde</i>         | WP-05-01 |
| Do Returns to Schooling Differ by Race and Ethnicity?<br><i>Lisa Barrow and Cecilia Elena Rouse</i>  | WP-05-02 |
| Derivatives and Systemic Risk: Netting, Collateral, and Closeout<br><i>Robert R. Bliss and George G. Kaufman</i>   | WP-05-03 |
| Risk Overhang and Loan Portfolio Decisions<br><i>Robert DeYoung, Anne Gron and Andrew Winton</i>   | WP-05-04 |
| Characterizations in a random record model with a non-identically distributed initial record<br><i>Gadi Barlevy and H. N. Nagaraja</i>                     | WP-05-05 |
| Price discovery in a market under stress: the U.S. Treasury market in fall 1998<br><i>Craig H. Furfine and Eli M. Remolona</i>                             | WP-05-06 |
| Politics and Efficiency of Separating Capital and Ordinary Government Budgets<br><i>Marco Bassetto with Thomas J. Sargent</i>                              | WP-05-07 |
| Rigid Prices: Evidence from U.S. Scanner Data<br><i>Jeffrey R. Campbell and Benjamin Eden</i>  | WP-05-08 |
| Entrepreneurship, Frictions, and Wealth<br><i>Marco Cagetti and Mariacristina De Nardi</i>   | WP-05-09 |
| Wealth inequality: data and models<br><i>Marco Cagetti and Mariacristina De Nardi</i>  | WP-05-10 |
| What Determines Bilateral Trade Flows?<br><i>Marianne Baxter and Michael A. Kouparitsas</i>  | WP-05-11 |
| Intergenerational Economic Mobility in the U.S., 1940 to 2000<br><i>Daniel Aaronson and Bhashkar Mazumder</i>  | WP-05-12 |
| Differential Mortality, Uncertain Medical Expenses, and the Saving of Elderly Singles<br><i>Mariacristina De Nardi, Eric French, and John Bailey Jones</i> | WP-05-13 |
| Fixed Term Employment Contracts in an Equilibrium Search Model<br><i>Fernando Alvarez and Marcelo Veracierto</i>   | WP-05-14 |

## **Working Paper Series** *(continued)*

|  |                 |
|--|-----------------|
| Causality, Causality, Causality: The View of Education Inputs and Outputs from Economics<br><i>Lisa Barrow and Cecilia Elena Rouse</i>   | <b>WP-05-15</b> |
| Competition in Large Markets<br><i>Jeffrey R. Campbell</i>   | <b>WP-05-16</b> |
| Why Do Firms Go Public? Evidence from the Banking Industry<br><i>Richard J. Rosen, Scott B. Smart and Chad J. Zutter</i>   | <b>WP-05-17</b> |
| Clustering of Auto Supplier Plants in the U.S.: GMM Spatial Logit for Large Samples<br><i>Thomas Klier and Daniel P. McMillen</i>  | <b>WP-05-18</b> |
| Why are Immigrants' Incarceration Rates So Low?<br>Evidence on Selective Immigration, Deterrence, and Deportation<br><i>Kristin F. Butcher and Anne Morrison Piehl</i>                 | <b>WP-05-19</b> |
| Constructing the Chicago Fed Income Based Economic Index – Consumer Price Index:<br>Inflation Experiences by Demographic Group: 1983-2005<br><i>Leslie McGranahan and Anna Paulson</i> | <b>WP-05-20</b> |
| Universal Access, Cost Recovery, and Payment Services<br><i>Sujit Chakravorti, Jeffery W. Gunther, and Robert R. Moore</i>   | <b>WP-05-21</b> |
| Supplier Switching and Outsourcing<br><i>Yukako Ono and Victor Stango</i>  | <b>WP-05-22</b> |
| Do Enclaves Matter in Immigrants' Self-Employment Decision?<br><i>Maude Toussaint-Comeau</i>   | <b>WP-05-23</b> |
| The Changing Pattern of Wage Growth for Low Skilled Workers<br><i>Eric French, Bhashkar Mazumder and Christopher Taber</i>   | <b>WP-05-24</b> |
| U.S. Corporate and Bank Insolvency Regimes: An Economic Comparison and Evaluation<br><i>Robert R. Bliss and George G. Kaufman</i>  | <b>WP-06-01</b> |
| Redistribution, Taxes, and the Median Voter<br><i>Marco Bassetto and Jess Benhabib</i>   | <b>WP-06-02</b> |
| Identification of Search Models with Initial Condition Problems<br><i>Gadi Barlevy and H. N. Nagaraja</i>  | <b>WP-06-03</b> |
| Tax Riots<br><i>Marco Bassetto and Christopher Phelan</i>  | <b>WP-06-04</b> |
| The Tradeoff between Mortgage Prepayments and Tax-Deferred Retirement Savings<br><i>Gene Amromin, Jennifer Huang, and Clemens Sialm</i>  | <b>WP-06-05</b> |

## **Working Paper Series** *(continued)*

|   |                 |
|---|-----------------|
| Why are safeguards needed in a trade agreement?<br><i>Meredith A. Crowley</i>   | <b>WP-06-06</b> |
| Taxation, Entrepreneurship, and Wealth<br><i>Marco Cagetti and Mariacristina De Nardi</i>   | <b>WP-06-07</b> |
| A New Social Compact: How University Engagement Can Fuel Innovation<br><i>Laura Melle, Larry Isaak, and Richard Mattoon</i>   | <b>WP-06-08</b> |
| Mergers and Risk<br><i>Craig H. Furfine and Richard J. Rosen</i>  | <b>WP-06-09</b> |
| Two Flaws in Business Cycle Accounting<br><i>Lawrence J. Christiano and Joshua M. Davis</i>   | <b>WP-06-10</b> |
| Do Consumers Choose the Right Credit Contracts?<br><i>Sumit Agarwal, Souphala Chomsisengphet, Chunlin Liu, and Nicholas S. Souleles</i>                                       | <b>WP-06-11</b> |
| Chronicles of a Deflation Unforetold<br><i>François R. Velde</i>  | <b>WP-06-12</b> |
| Female Offenders Use of Social Welfare Programs Before and After Jail and Prison:<br>Does Prison Cause Welfare Dependency?<br><i>Kristin F. Butcher and Robert J. LaLonde</i> | <b>WP-06-13</b> |
| Eat or Be Eaten: A Theory of Mergers and Firm Size<br><i>Gary Gorton, Matthias Kahl, and Richard Rosen</i>  | <b>WP-06-14</b> |
| Do Bonds Span Volatility Risk in the U.S. Treasury Market?<br>A Specification Test for Affine Term Structure Models<br><i>Torben G. Andersen and Luca Benzoni</i>             | <b>WP-06-15</b> |
| Transforming Payment Choices by Doubling Fees on the Illinois Tollway<br><i>Gene Amromin, Carrie Jankowski, and Richard D. Porter</i>   | <b>WP-06-16</b> |
| How Did the 2003 Dividend Tax Cut Affect Stock Prices?<br><i>Gene Amromin, Paul Harrison, and Steven Sharpe</i>   | <b>WP-06-17</b> |
| Will Writing and Bequest Motives: Early 20th Century Irish Evidence<br><i>Leslie McGranahan</i>   | <b>WP-06-18</b> |
| How Professional Forecasters View Shocks to GDP<br><i>Spencer D. Krane</i>  | <b>WP-06-19</b> |
| Evolving Agglomeration in the U.S. auto supplier industry<br><i>Thomas Klier and Daniel P. McMillen</i>   | <b>WP-06-20</b> |

## **Working Paper Series** *(continued)*

|   |                 |
|---|-----------------|
| Mortality, Mass-Layoffs, and Career Outcomes: An Analysis using Administrative Data<br><i>Daniel Sullivan and Till von Wachter</i>              | <b>WP-06-21</b> |
| The Agreement on Subsidies and Countervailing Measures:<br>Tying One's Hand through the WTO.<br><i>Meredith A. Crowley</i>                      | <b>WP-06-22</b> |
| How Did Schooling Laws Improve Long-Term Health and Lower Mortality?<br><i>Bhashkar Mazumder</i>  | <b>WP-06-23</b> |
| Manufacturing Plants' Use of Temporary Workers: An Analysis Using Census Micro Data<br><i>Yukako Ono and Daniel Sullivan</i>                    | <b>WP-06-24</b> |
| What Can We Learn about Financial Access from U.S. Immigrants?<br><i>Una Okonkwo Osili and Anna Paulson</i>                                     | <b>WP-06-25</b> |
| Bank Imputed Interest Rates: Unbiased Estimates of Offered Rates?<br><i>Evren Ors and Tara Rice</i>   | <b>WP-06-26</b> |
| Welfare Implications of the Transition to High Household Debt<br><i>Jeffrey R. Campbell and Zvi Hercowitz</i>                                   | <b>WP-06-27</b> |
| Last-In First-Out Oligopoly Dynamics<br><i>Jaap H. Abbring and Jeffrey R. Campbell</i>  | <b>WP-06-28</b> |
| Oligopoly Dynamics with Barriers to Entry<br><i>Jaap H. Abbring and Jeffrey R. Campbell</i>   | <b>WP-06-29</b> |
| Risk Taking and the Quality of Informal Insurance: Gambling and Remittances in Thailand<br><i>Douglas L. Miller and Anna L. Paulson</i>         | <b>WP-07-01</b> |
| Fast Micro and Slow Macro: Can Aggregation Explain the Persistence of Inflation?<br><i>Filippo Altissimo, Benoît Mojon, and Paolo Zaffaroni</i> | <b>WP-07-02</b> |
| Assessing a Decade of Interstate Bank Branching<br><i>Christian Johnson and Tara Rice</i>   | <b>WP-07-03</b> |
| Debit Card and Cash Usage: A Cross-Country Analysis<br><i>Gene Amromin and Sujit Chakravorti</i>  | <b>WP-07-04</b> |
| The Age of Reason: Financial Decisions Over the Lifecycle<br><i>Sumit Agarwal, John C. Driscoll, Xavier Gabaix, and David Laibson</i>           | <b>WP-07-05</b> |
| Information Acquisition in Financial Markets: a Correction<br><i>Gadi Barlevy and Pietro Veronesi</i>   | <b>WP-07-06</b> |
| Monetary Policy, Output Composition and the Great Moderation<br><i>Benoît Mojon</i>   | <b>WP-07-07</b> |

## **Working Paper Series** *(continued)*

|  |                 |
|--|-----------------|
| Estate Taxation, Entrepreneurship, and Wealth<br><i>Marco Cagetti and Mariacristina De Nardi</i>   | <b>WP-07-08</b> |
| Conflict of Interest and Certification in the U.S. IPO Market<br><i>Luca Benzoni and Carola Schenone</i>   | <b>WP-07-09</b> |
| The Reaction of Consumer Spending and Debt to Tax Rebates –<br>Evidence from Consumer Credit Data<br><i>Sumit Agarwal, Chunlin Liu, and Nicholas S. Souleles</i> | <b>WP-07-10</b> |
| Portfolio Choice over the Life-Cycle when the Stock and Labor Markets are Cointegrated<br><i>Luca Benzoni, Pierre Collin-Dufresne, and Robert S. Goldstein</i>   | <b>WP-07-11</b> |
| Nonparametric Analysis of Intergenerational Income Mobility<br>with Application to the United States<br><i>Debopam Bhattacharya and Bhashkar Mazumder</i>        | <b>WP-07-12</b> |
| How the Credit Channel Works: Differentiating the Bank Lending Channel<br>and the Balance Sheet Channel<br><i>Lamont K. Black and Richard J. Rosen</i>           | <b>WP-07-13</b> |
| Labor Market Transitions and Self-Employment<br><i>Ellen R. Rissman</i>  | <b>WP-07-14</b> |
| First-Time Home Buyers and Residential Investment Volatility<br><i>Jonas D.M. Fisher and Martin Gervais</i>  | <b>WP-07-15</b> |
| Establishments Dynamics and Matching Frictions in Classical Competitive Equilibrium<br><i>Marcelo Veracierto</i>   | <b>WP-07-16</b> |
| Technology's Edge: The Educational Benefits of Computer-Aided Instruction<br><i>Lisa Barrow, Lisa Markman, and Cecilia Elena Rouse</i>                           | <b>WP-07-17</b> |
| The Widow's Offering: Inheritance, Family Structure, and the Charitable Gifts of Women<br><i>Leslie McGranahan</i>   | <b>WP-07-18</b> |
| Demand Volatility and the Lag between the Growth of Temporary<br>and Permanent Employment<br><i>Sainan Jin, Yukako Ono, and Qinghua Zhang</i>                    | <b>WP-07-19</b> |
| A Conversation with 590 Nascent Entrepreneurs<br><i>Jeffrey R. Campbell and Mariacristina De Nardi</i>   | <b>WP-07-20</b> |
| Cyclical Dumping and US Antidumping Protection: 1980-2001<br><i>Meredith A. Crowley</i>  | <b>WP-07-21</b> |
| The Effects of Maternal Fasting During Ramadan on Birth and Adult Outcomes<br><i>Douglas Almond and Bhashkar Mazumder</i>  | <b>WP-07-22</b> |

## **Working Paper Series** *(continued)*

|  |                 |
|--|-----------------|
| The Consumption Response to Minimum Wage Increases<br><i>Daniel Aaronson, Sumit Agarwal, and Eric French</i>   | <b>WP-07-23</b> |
| The Impact of Mexican Immigrants on U.S. Wage Structure<br><i>Maude Toussaint-Comeau</i>   | <b>WP-07-24</b> |
| A Leverage-based Model of Speculative Bubbles<br><i>Gadi Barlevy</i>   | <b>WP-08-01</b> |
| Displacement, Asymmetric Information and Heterogeneous Human Capital<br><i>Luojia Hu and Christopher Taber</i>                                       | <b>WP-08-02</b> |
| BankCaR (Bank Capital-at-Risk): A credit risk model for US commercial bank charge-offs<br><i>Jon Frye and Eduard Pelz</i>                            | <b>WP-08-03</b> |
| Bank Lending, Financing Constraints and SME Investment<br><i>Santiago Carbó-Valverde, Francisco Rodríguez-Fernández, and Gregory F. Udell</i>        | <b>WP-08-04</b> |
| Global Inflation<br><i>Matteo Ciccarelli and Benoît Mojon</i>  | <b>WP-08-05</b> |
| Scale and the Origins of Structural Change<br><i>Francisco J. Buera and Joseph P. Kaboski</i>  | <b>WP-08-06</b> |
| Inventories, Lumpy Trade, and Large Devaluations<br><i>George Alessandria, Joseph P. Kaboski, and Virgiliu Midrigan</i>                              | <b>WP-08-07</b> |
| School Vouchers and Student Achievement: Recent Evidence, Remaining Questions<br><i>Cecilia Elena Rouse and Lisa Barrow</i>                          | <b>WP-08-08</b> |
| Does It Pay to Read Your Junk Mail? Evidence of the Effect of Advertising on Home Equity Credit Choices<br><i>Sumit Agarwal and Brent W. Ambrose</i> | <b>WP-08-09</b> |
| The Choice between Arm's-Length and Relationship Debt: Evidence from eLoans<br><i>Sumit Agarwal and Robert Hauswald</i>                              | <b>WP-08-10</b> |
| Consumer Choice and Merchant Acceptance of Payment Media<br><i>Wilko Bolt and Sujit Chakravorti</i>  | <b>WP-08-11</b> |