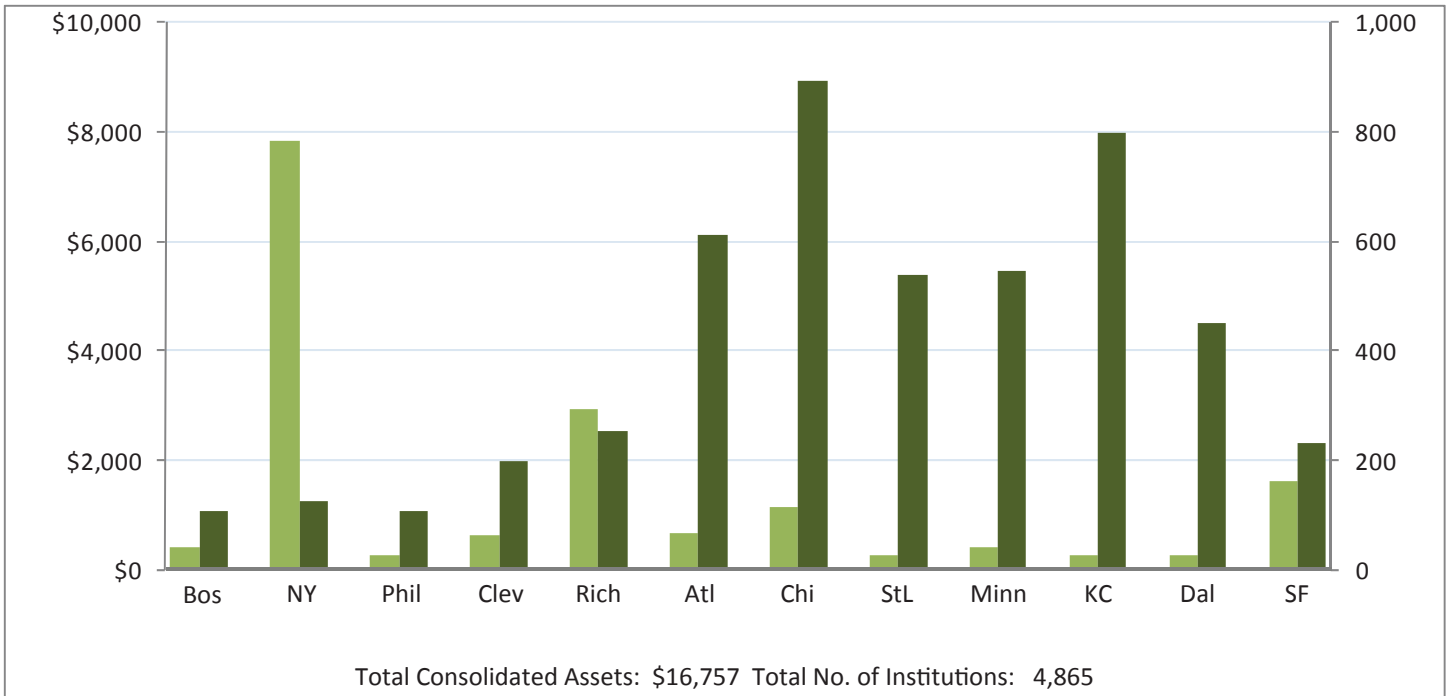
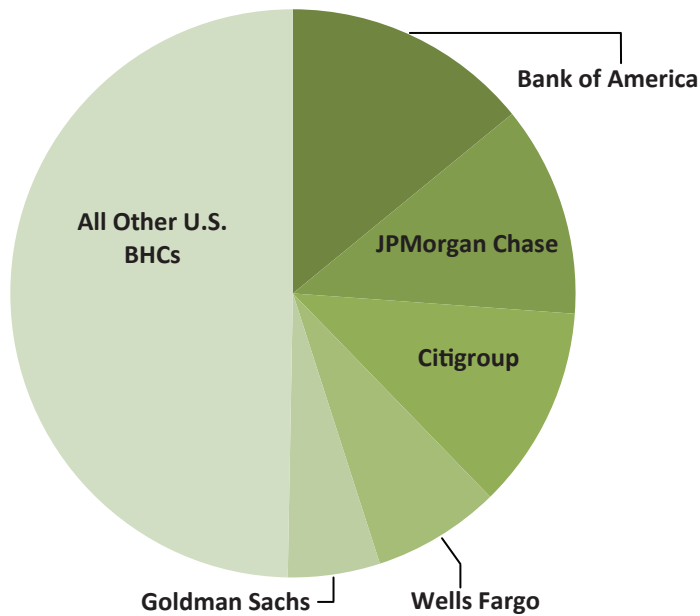


U.S. Top Tier Bank Holding Companies (BHCs) as of June 30, 2010

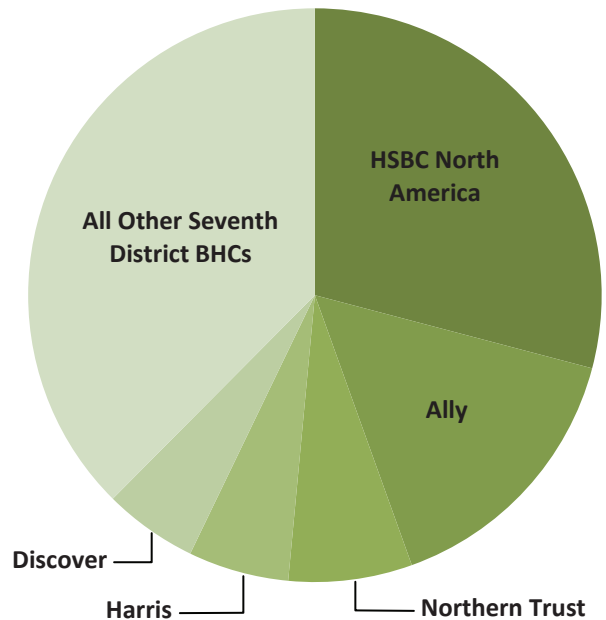
Total Assets and Number of Institutions by Federal Reserve District
 Total Assets in \$Billions No. of Institutions



Total Assets of U.S. Top Tier BHCs



Total Assets of Seventh District Top Tier BHCs



U.S. Top Tier BHCs	Total Assets*	District
Bank of America Corporation	\$ 2,366 14%	Richmond
JPMorgan Chase & Co.	2,014 12	New York
Citigroup Inc.	1,938 12	New York
Wells Fargo & Company	1,226 7	San Francisco
The Goldman Sachs Group, Inc.	884 5	New York
Top 5 Subtotal	8,427 50	
All Other U.S. BHCs	8,330 50	
Total	16,757 100	

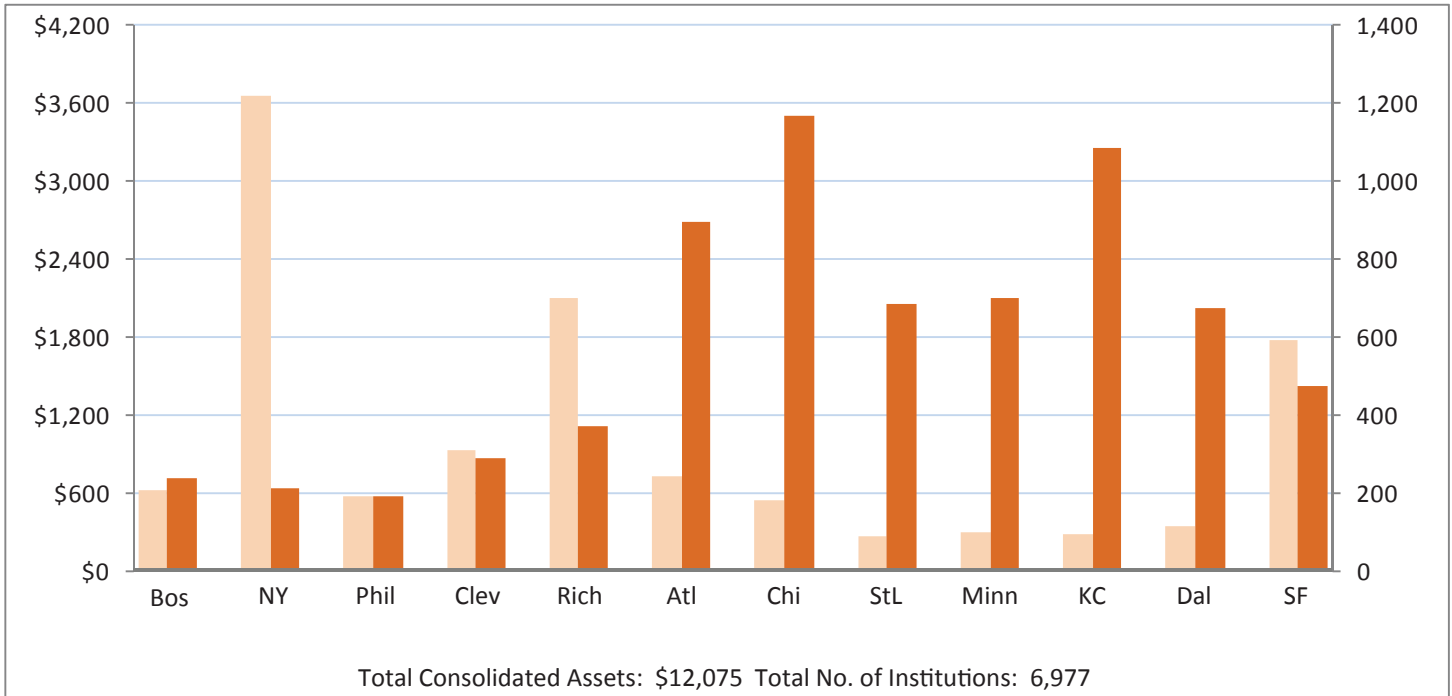
Seventh District Top Tier BHCs	Total Assets*	U.S. Rank
HSBC North America Holdings Inc.	\$ 334 29%	10
Ally Financial Inc.	177 15	15
Northern Trust Corporation	80 7	26
Harris Financial Corp.	65 6	29
Discover Financial Services	61 5	31
Top 5 Subtotal	717 62	
All Other Seventh District BHCs	431 38	
Total	1,148 100	

Source of Data: FR Y-9C Consolidated Financial Statements for Bank Holding Companies
 FR Y-9SP Parent Company Only Financial Statements for Small Bank Holding Companies

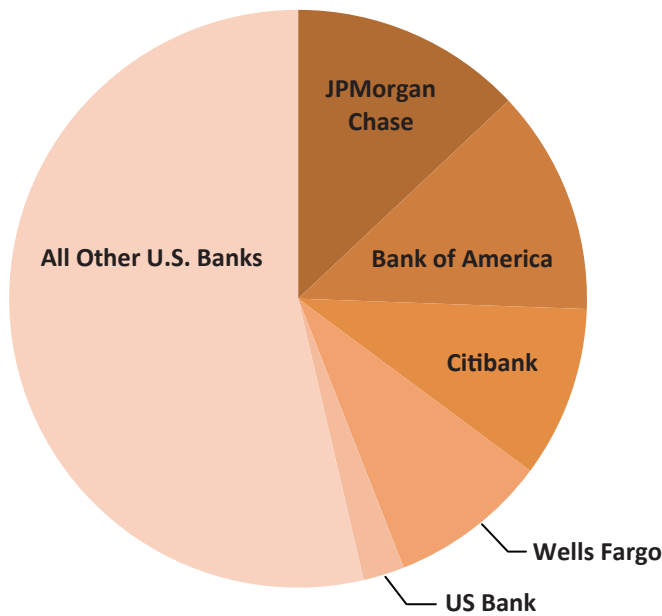
*Total Assets in \$Billions; data generated January 27, 2011
 Components may not add to totals due to rounding

U.S. Banks as of June 30, 2010

Total Assets and Number of Institutions by Federal Reserve District
 Total Assets in \$Billions No. of Institutions

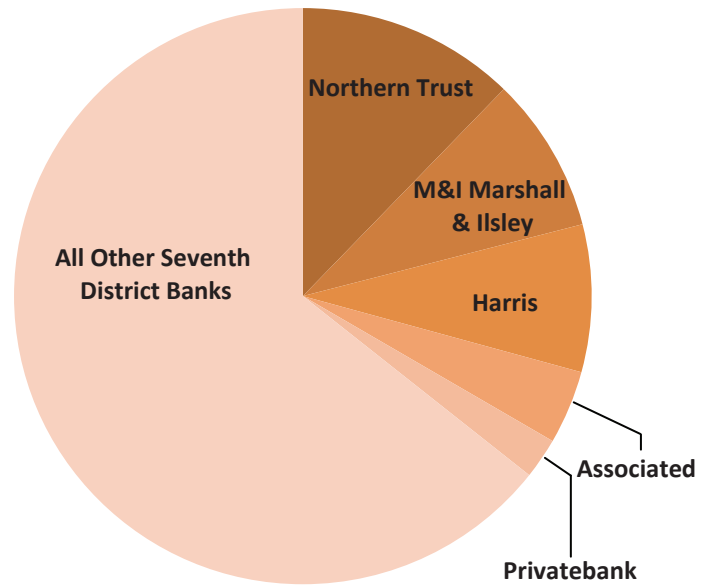


Total Assets of U.S. Banks



U.S. Banks	Total Assets*	District
JPMorgan Chase Bank NA	\$1,568 13%	New York
Bank of America NA	1,519 13	Richmond
Citibank NA	1,158 10	New York
Wells Fargo Bank NA	1,073 9	San Francisco
US Bank NA	278 2	Cleveland
Top 5 Subtotal	5,597 46	
All Other U.S. Banks	6,478 54	
Total	12,075 100	

Total Assets of Seventh District Banks



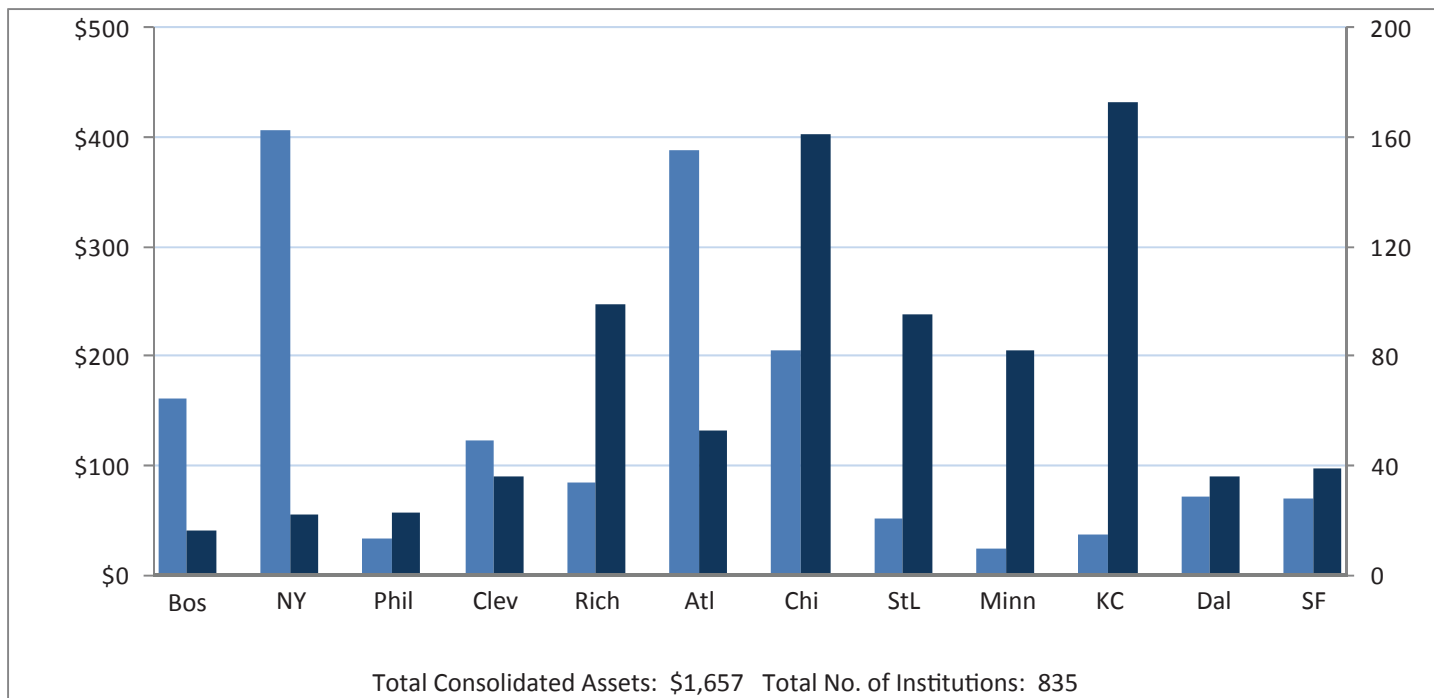
Seventh District Banks	Total Assets*	U.S. Rank
Northern Trust Company	\$ 67 12%	25
M&I Marshall & Ilsley Bank	48 9	33
Harris NA	45 8	34
Associated Bank NA	22 4	46
Privatebank & Trust Company	12 2	72
Top 5 Subtotal	194 36	
All Other Seventh District Banks	350 64	
Total	544 100	

Source of Data: FFIEC 031 Consolidated Reports of Condition and Income for a Bank with Domestic and Foreign Offices
 FFIEC 041 Consolidated Reports of Condition and Income for a Bank with Domestic Offices Only

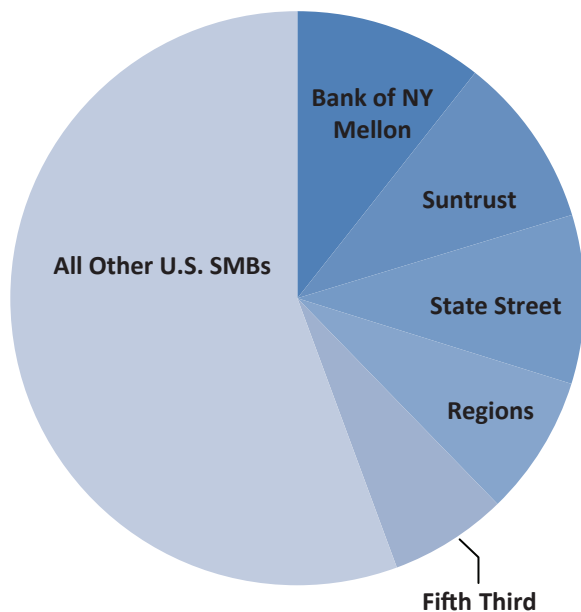
*Total Assets in \$Billions; data generated January 27, 2011
 Components may not add to totals due to rounding

U.S. State Member Banks (SMBs) as of June 30, 2010

Total Assets and Number of Institutions by Federal Reserve District
 Total Assets in \$Billions No. of Institutions

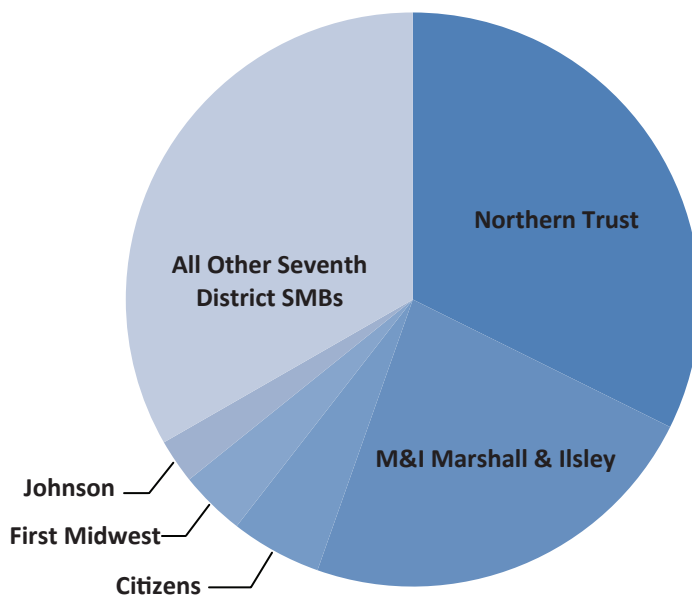


Total Assets of U.S. SMBs



U.S. SMBs	Total Assets*	District
Bank of New York Mellon	\$ 176 11%	New York
Suntrust Bank	161 10	Atlanta
State Street Bank & Trust Company	157 10	Boston
Regions Bank	131 8	Atlanta
Fifth Third Bank	110 7	Cleveland
Top 5 Subtotal	735 44	
All Other U.S. SMBs	922 56	
Total	1,657 100	

Total Assets of Seventh District SMBs



Seventh District SMBs	Total Assets*	U.S. Rank
Northern Trust Company	\$ 67 32%	8
M&I Marshall & Ilsley Bank	48 23	11
Citizens Bank	11 5	20
First Midwest Bank	8 4	25
Johnson Bank	5 2	28
Top 5 Subtotal	137 67	
All Other Seventh District SMBs	69 33	
Total	206 100	

Source of Data: FFIEC 031 Consolidated Reports of Condition and Income for a Bank with Domestic and Foreign Offices
 FFIEC 041 Consolidated Reports of Condition and Income for a Bank with Domestic Offices Only

*Total Assets in \$Billions; data generated January 27, 2011
 Components may not add to totals due to rounding