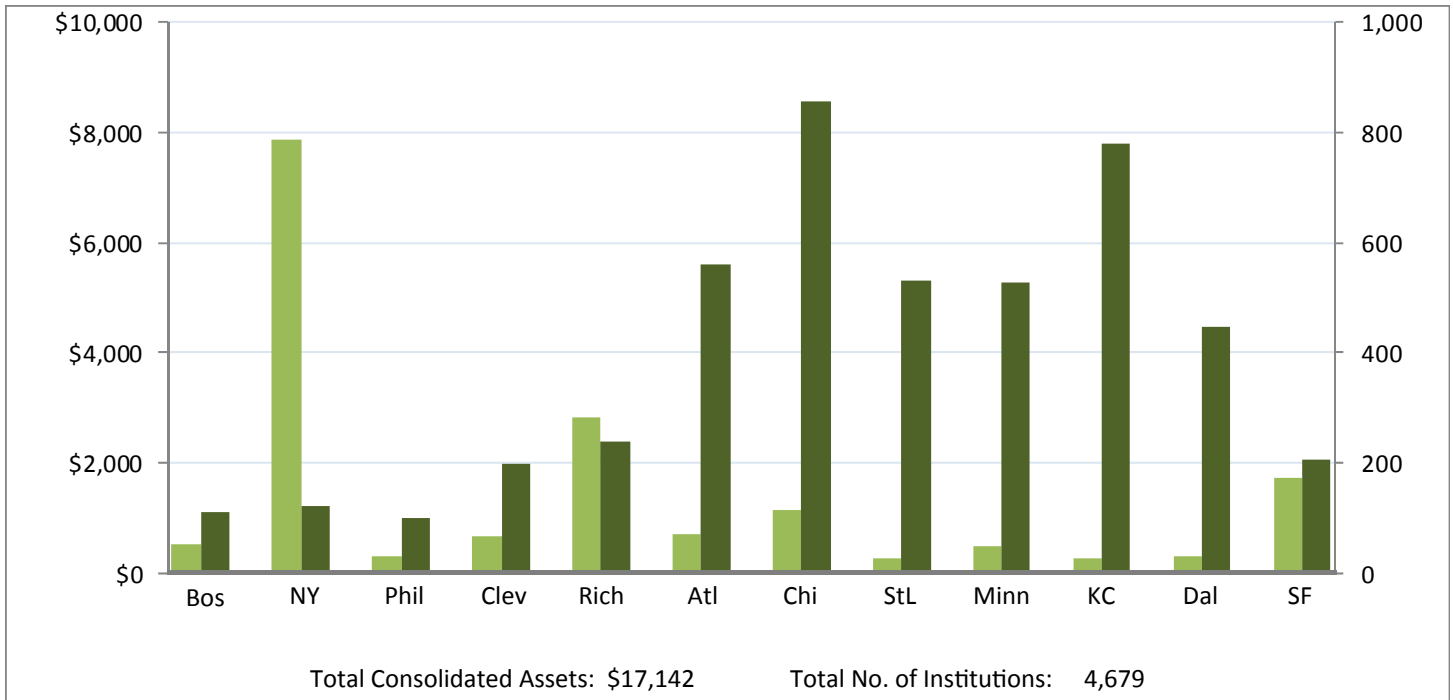


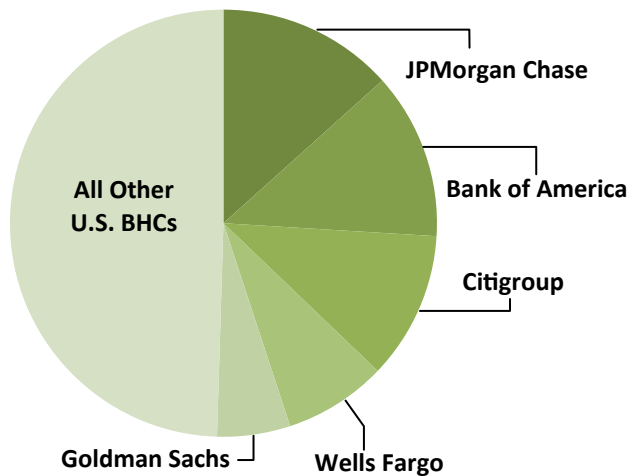
U.S. Top Tier Bank Holding Companies (BHCs) as of June 30, 2012

Total Assets and Number of Institutions by Federal Reserve District

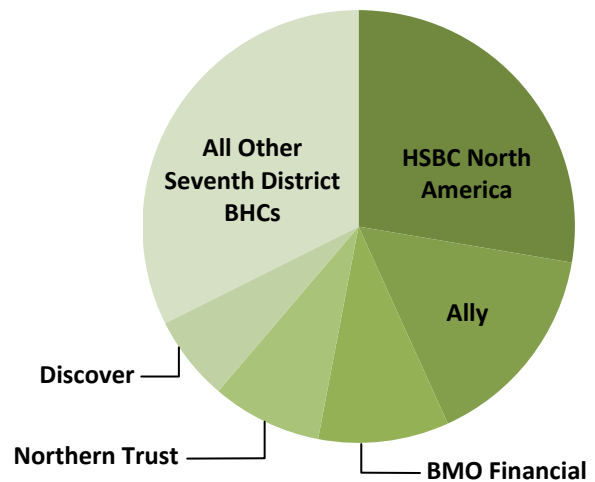
■ Total Assets in \$Billions ■ No. of Institutions



Total Assets of U.S. Top Tier BHCs



Total Assets of Seventh District Top Tier BHCs



U.S. Top Tier BHCs	Total Assets*	District
JPMorgan Chase & Co.	\$2,290 13%	New York
Bank of America Corporation	2,162 13	Richmond
Citigroup Inc.	1,916 11	New York
Wells Fargo & Company	1,336 8	San Francisco
The Goldman Sachs Group, Inc.	949 6	New York
Top 5 Subtotal	8,654 50	
All Other U.S. BHCs	8,488 50	
Total	17,142 100	

Seventh District Top Tier BHCs	Total Assets*	U.S. Rank
HSBC North America Holdings Inc.	\$317 28%	10
Ally Financial Inc.	179 16	15
BMO Financial Corp.	112 10	22
Northern Trust Corporation	94 8	23
Discover Financial Services	73 6	29
Top 5 Subtotal	776 68	
All Other Seventh District BHCs	372 32	
Total	1,147 100	

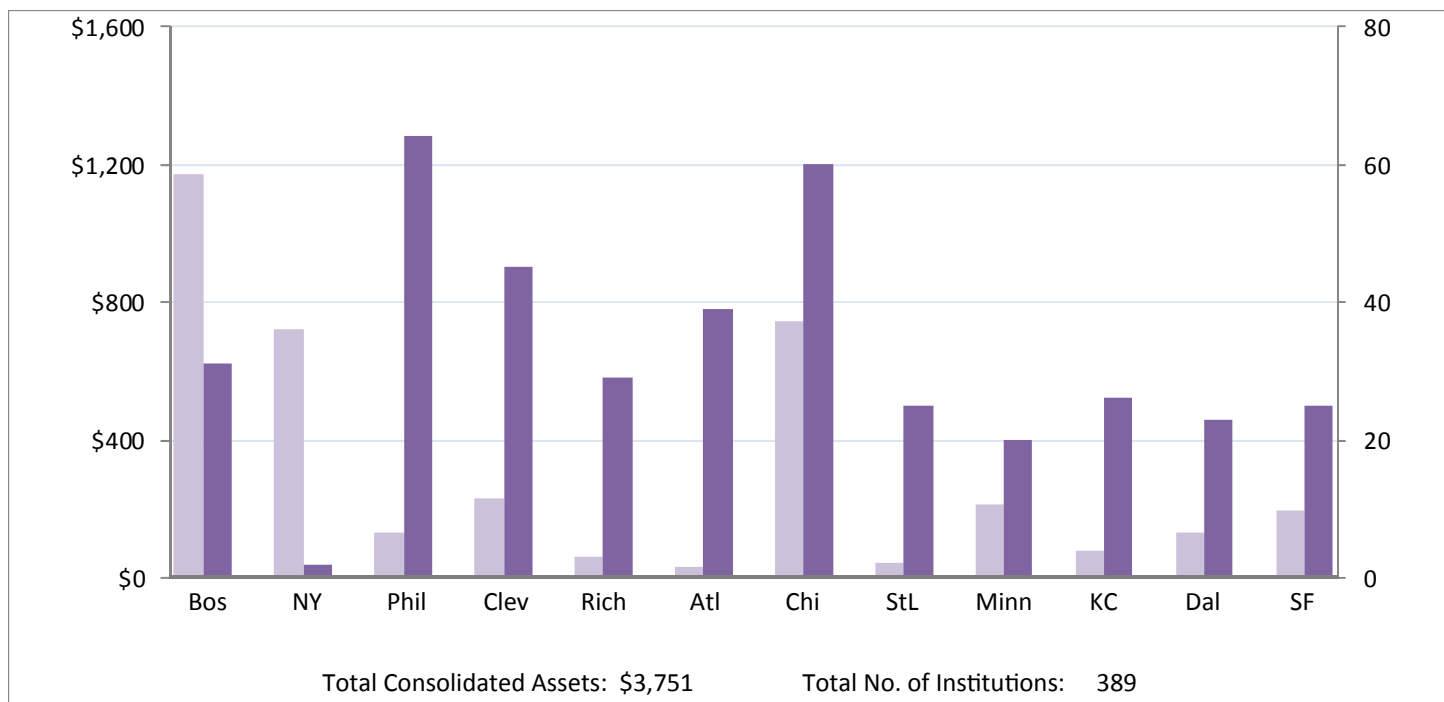
Source of Data: FR Y-9C Consolidated Financial Statements for Bank Holding Companies
FR Y-9SP Parent Company Only Financial Statements for Small Bank Holding Companies

*Total Assets in \$Billions; data generated October 17, 2012
Components may not add to totals due to rounding

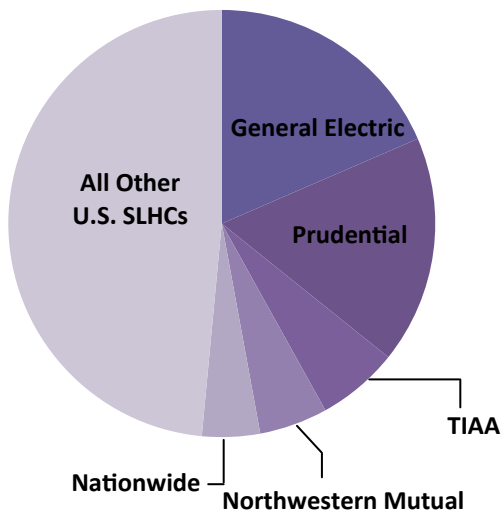
U.S. Top Tier Savings and Loan Holding Companies (SLHCs) as of June 30, 2012

Total Assets and Number of Institutions by Federal Reserve District

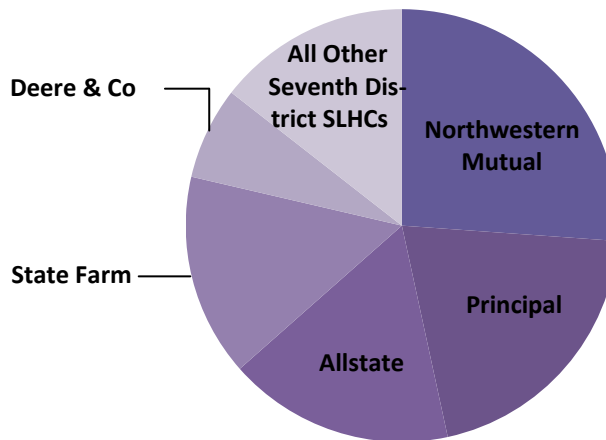
■ Total Assets in \$Billions ■ No. of Institutions



Total Assets of U.S. Top Tier SLHCs



Total Assets of Seventh District Top Tier SLHCs



U.S. Top Tier SLHCs	Total Assets*	District
General Electric Company	\$694 19%	New York
Prudential Financial	647 17	Boston
TIAA	231 6	Boston
Northwestern Mutual	194 5	Chicago
Nationwide	165 4	Cleveland
Top 5 Subtotal	1,932 51	
All Other U.S. SLHCs	1,820 49	
Total	3,751 100	

Seventh District Top Tier SLHCs	Total Assets*	U.S. Rank
Northwestern Mutual	\$194 26%	4
Principal Financial	152 20	6
Allstate	126 17	9
State Farm	113 15	10
Deere & Company	51 7	15
Top 5 Subtotal	636 86	
All Other Seventh District SLHCs	107 14	
Total	743 100	

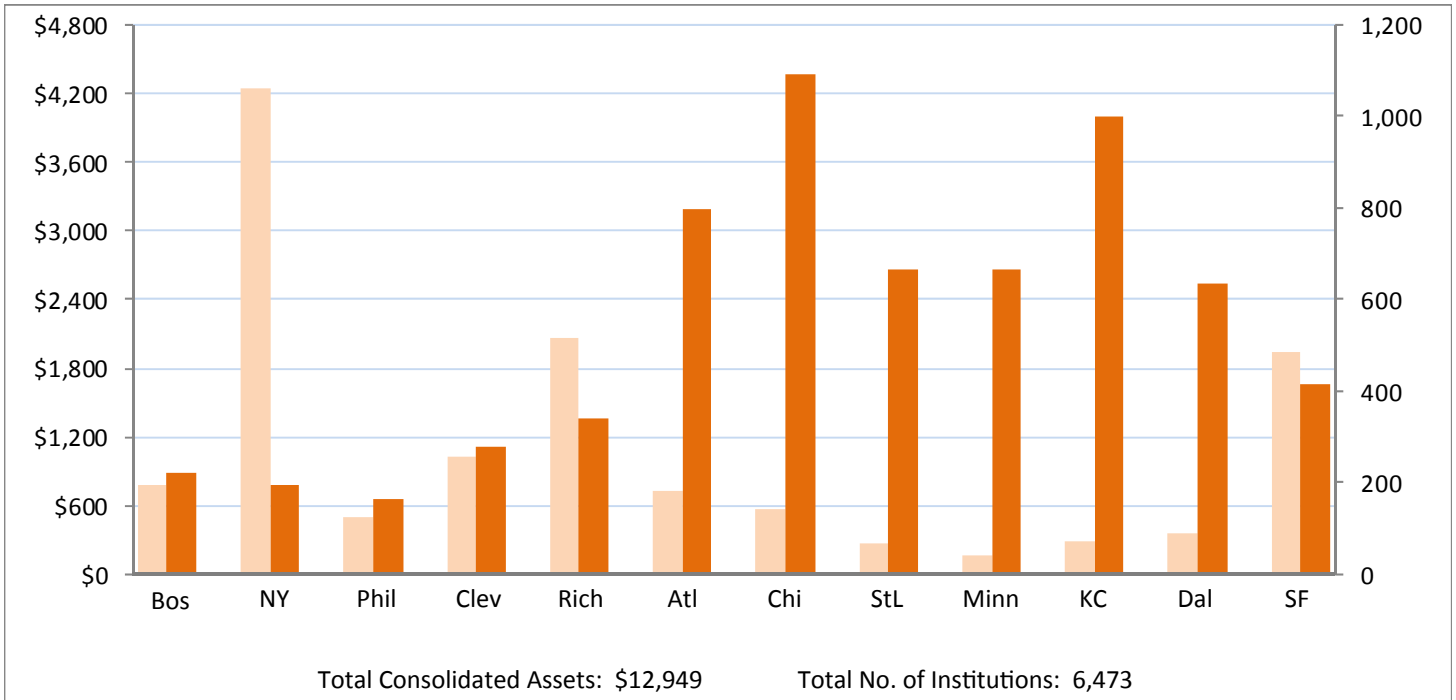
Source of Data: FR Y-9C Consolidated Financial Statements for Bank Holding Companies
 FR Y-9SP Parent Company Only Financial Statements for Small Bank Holding Companies
 FR 2320 Quarterly Savings and Loan Holding Company Report

*Total Assets in \$Billions; data generated October 17, 2012
 Components may not add to totals due to rounding
 SLHC data may include parent only figures

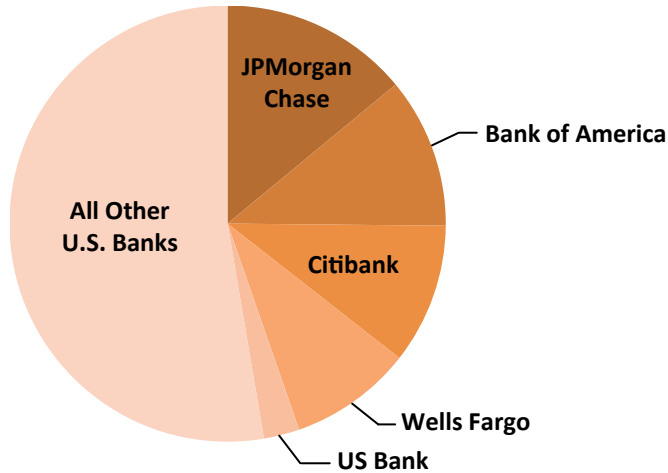
U.S. Banks as of June 30, 2012

Total Assets and Number of Institutions by Federal Reserve District

■ Total Assets in \$Billions ■ No. of Institutions

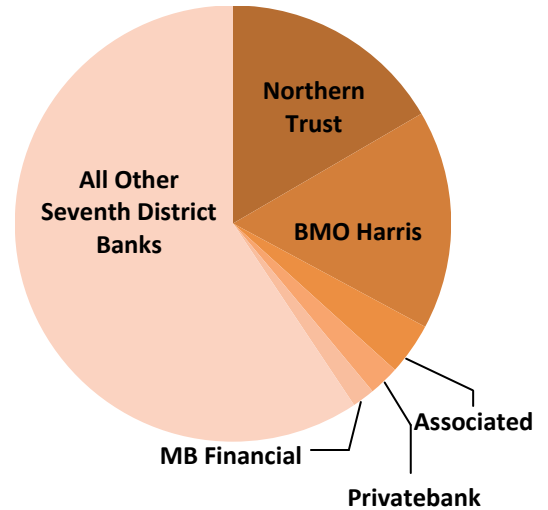


Total Assets of U.S. Banks



U.S. Banks	Total Assets*	District
JPMorgan Chase Bank NA	\$1,813 14%	New York
Bank of America NA	1,445 11	Richmond
Citibank NA	1,348 10	New York
Wells Fargo Bank NA	1,180 9	San Francisco
US Bank NA	343 3	Cleveland
Top 5 Subtotal	6,129 47	
All Other U.S. Banks	6,821 53	
Total	12,949 100	

Total Assets of Seventh District Banks



Seventh District Banks	Total Assets*	U.S. Rank
Northern Trust Company	\$94 17%	21
BMO Harris Bank NA	92 16	22
Associated Bank NA	22 4	56
Privatebank & Trust Company	13 2	90
MB Financial Bank NA	9 2	113
Top 5 Subtotal	231 41	
All Other Seventh District Banks	337 59	
Total	568 100	

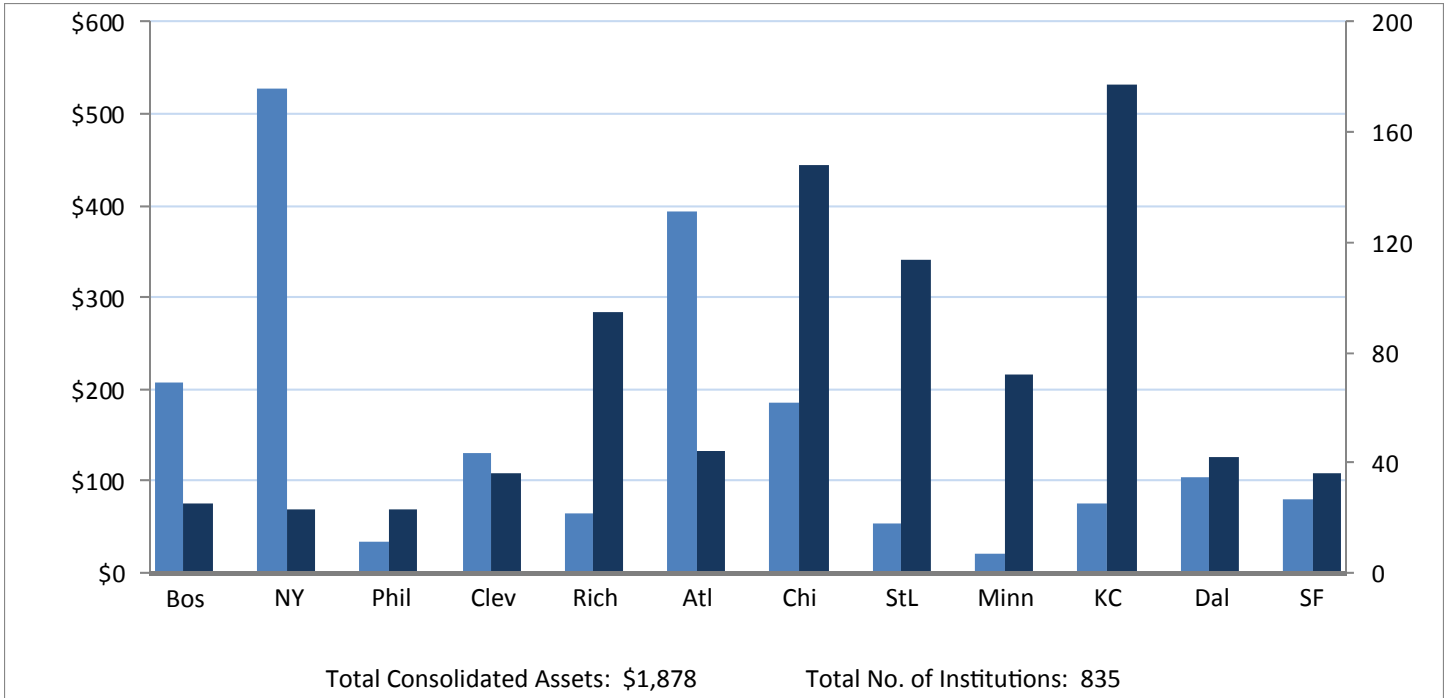
Source of Data: FFIEC 031 Consolidated Reports of Condition and Income for a Bank with Domestic and Foreign Offices
FFIEC 041 Consolidated Reports of Condition and Income for a Bank with Domestic Offices Only

*Total Assets in \$Billions; data generated October 17, 2012
Components may not add to totals due to rounding


U.S. State Member Banks (SMBs) as of June 30, 2012

Total Assets and Number of Institutions by Federal Reserve District

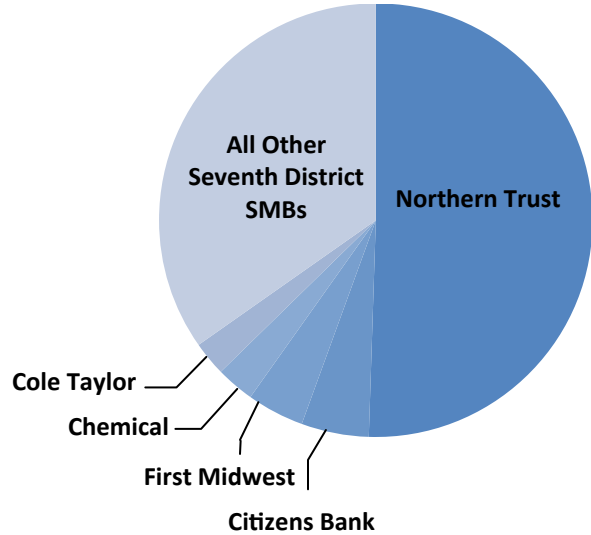
■ Total Assets in \$Billions ■ No. of Institutions



Total Assets of U.S. SMBs



Total Assets of Seventh District SMBs



U.S. SMBs	Total Assets*	District
Bank of New York Mellon	\$259 14%	New York
State Street Bank & Trust Company	197 10	Boston
Suntrust Bank	172 9	Atlanta
Regions Bank	121 6	Atlanta
Fifth Third Bank	115 6	Cleveland
Top 5 Subtotal	864 46	
All Other U.S. SMBs	1,014 54	
Total	1,878 100	

Seventh District SMBs	Total Assets*	U.S. Rank
Northern Trust Company	\$94 51%	7
Citizens Bank	9 5	22
First Midwest Bank	8 4	24
Chemical Bank	5 3	28
Cole Taylor Bank	5 3	32
Top 5 Subtotal	122 65	
All Other Seventh District SMBs	65 35	
Total	187 100	

Source of Data: FFIEC 031 Consolidated Reports of Condition and Income for a Bank with Domestic and Foreign Offices
FFIEC 041 Consolidated Reports of Condition and Income for a Bank with Domestic Offices Only

*Total Assets in \$Billions; data generated October 17, 2012
Components may not add to totals due to rounding