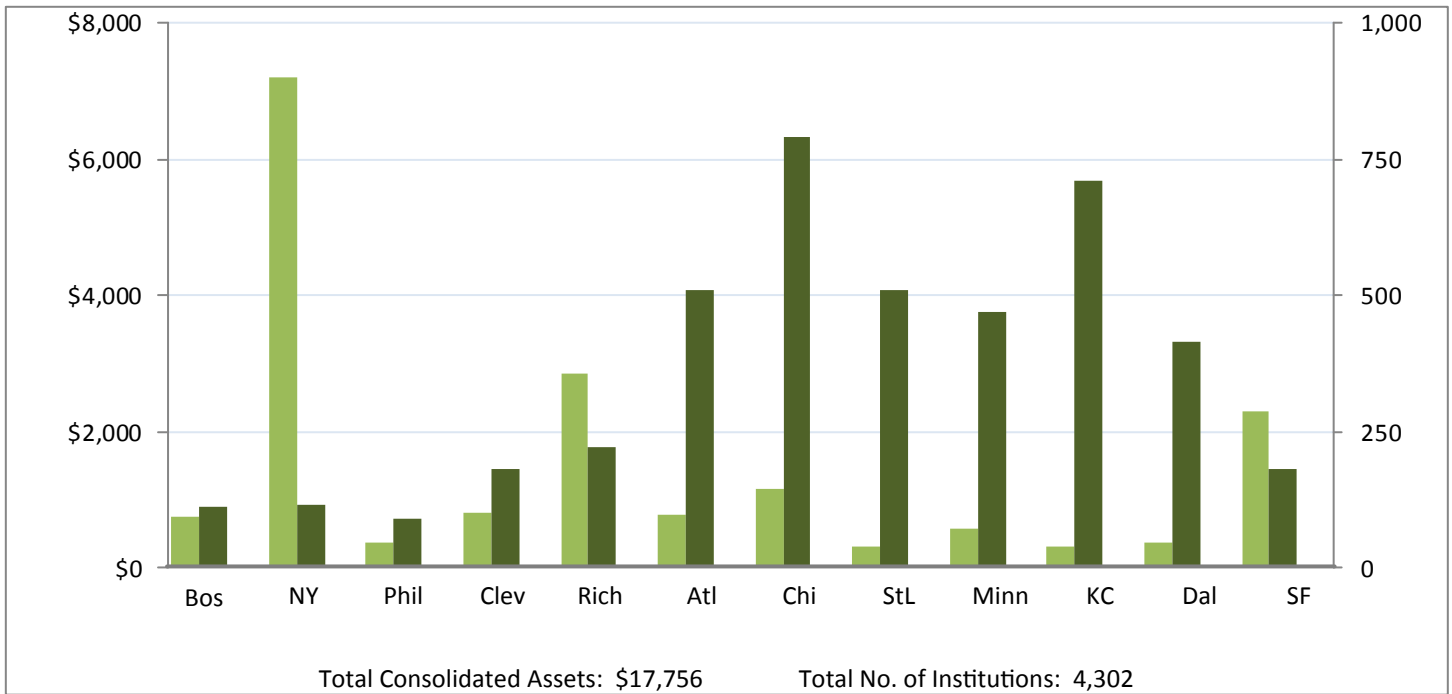


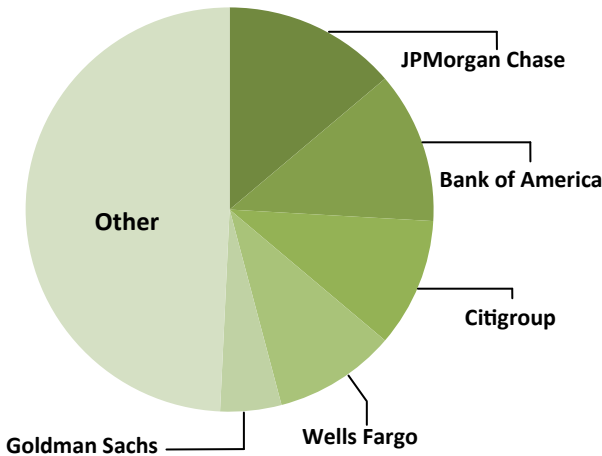
U.S. Top Tier Bank Holding Companies (BHCs) as of June 30, 2015

Total Assets and Number of Institutions by Federal Reserve District

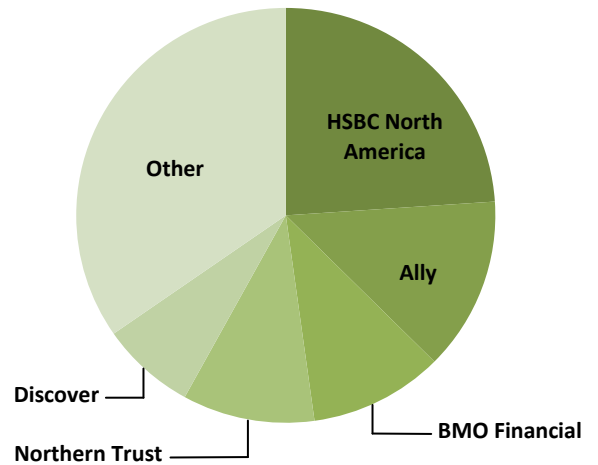
■ Total Assets in \$Billions ■ No. of Institutions



Total Assets of U.S. Top Tier BHCs



Total Assets of Seventh District Top Tier BHCs



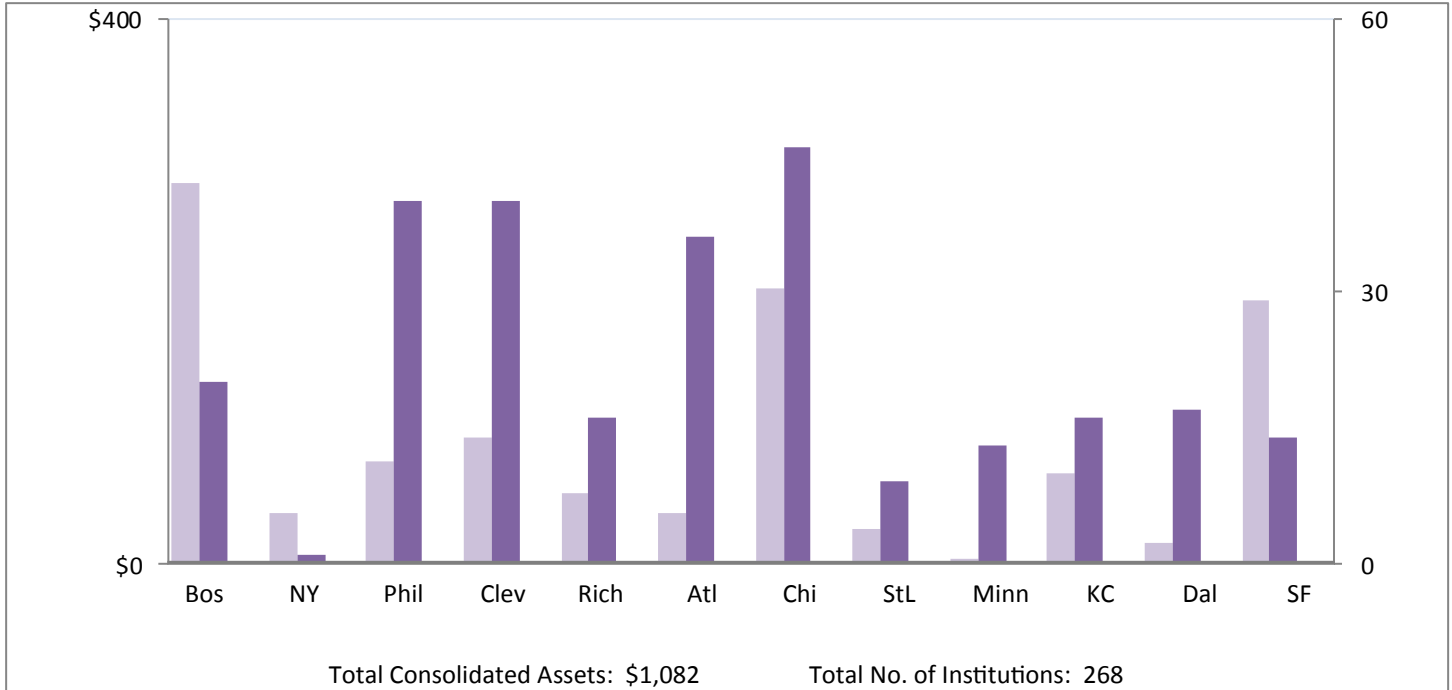
U.S. Top Tier BHCs	Total Assets*	District
JPMorgan Chase & Co.	\$ 2,448 14%	New York
Bank of America Corporation	2,152 12	Richmond
Citigroup Inc.	1,829 10	New York
Wells Fargo & Company	1,721 10	San Francisco
The Goldman Sachs Group, Inc.	860 5	New York
Top 5 Subtotal	\$ 9,010 51%	
All Other U.S. BHCs	8,746 49	
Total	\$ 17,756 100%	

Seventh District Top Tier BHCs	Total Assets*	U.S. Rank
HSBC North America Holdings Inc.	\$ 277 24%	12
Ally Financial Inc.	156 14	17
Northern Trust Corporation	120 10	22
BMO Financial Corp.	118 10	23
Discover Financial Services	85 7	29
Top 5 Subtotal	\$ 757 65%	
All Other Seventh District BHCs	401 35	
Total	\$ 1,158 100%	

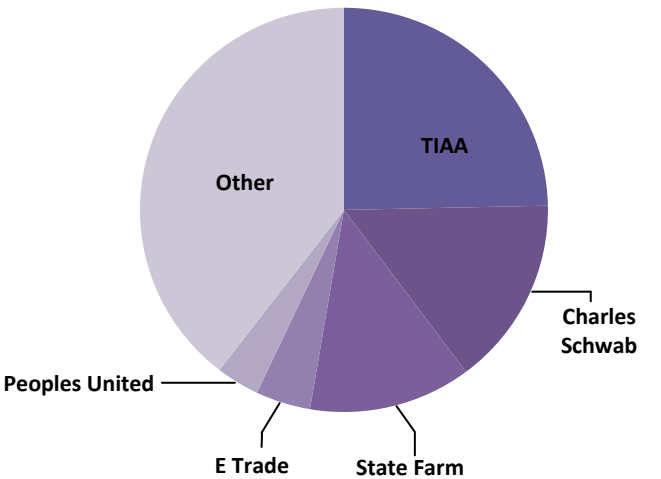
U.S. Top Tier Savings and Loan Holding Companies (SLHCs) as of June 30, 2015

Total Assets and Number of Institutions by Federal Reserve District

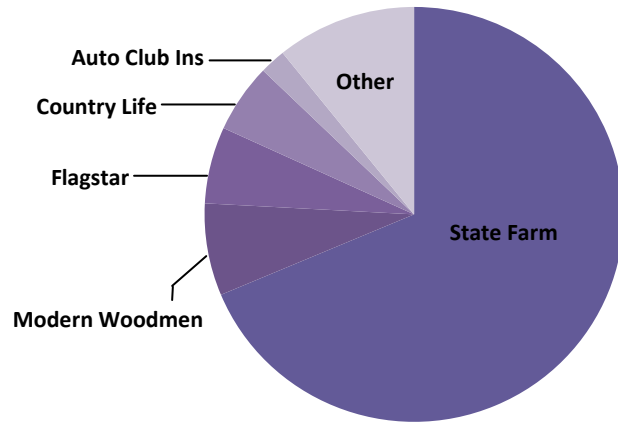
■ Total Assets in \$Billions ■ No. of Institutions



Total Assets of U.S. Top Tier SLHCs



Total Assets of Seventh District Top Tier SLHCs



U.S. Top Tier SLHCs	Total Assets*	District
TIAA	\$ 267 25%	New York
Charles Schwab Corporation	164 15	Boston
State Farm Mutual Automobile Ins	139 13	San Francisco
ETrade Financial Corporation	47 4	Chicago
Peoples United Financial Inc.	37 3	Dallas
Top 5 Subtotal	\$ 654 60%	
All Other U.S. SLHCs	428 40	
Total	\$ 1,082 100%	

Seventh District Top Tier SLHCs	Total Assets*	U.S. Rank
State Farm Mutual Automobile Ins	\$ 139 69%	3
Modern Woodmen of America	15 7	13
Flagstar	12 6	15
Country Life Insurance Company	11 5	17
Auto Club Ins Assn	4 2	25
Top 5 Subtotal	\$ 181 89%	
All Other Seventh District SLHCs	22 11	
Total	\$ 203 100%	

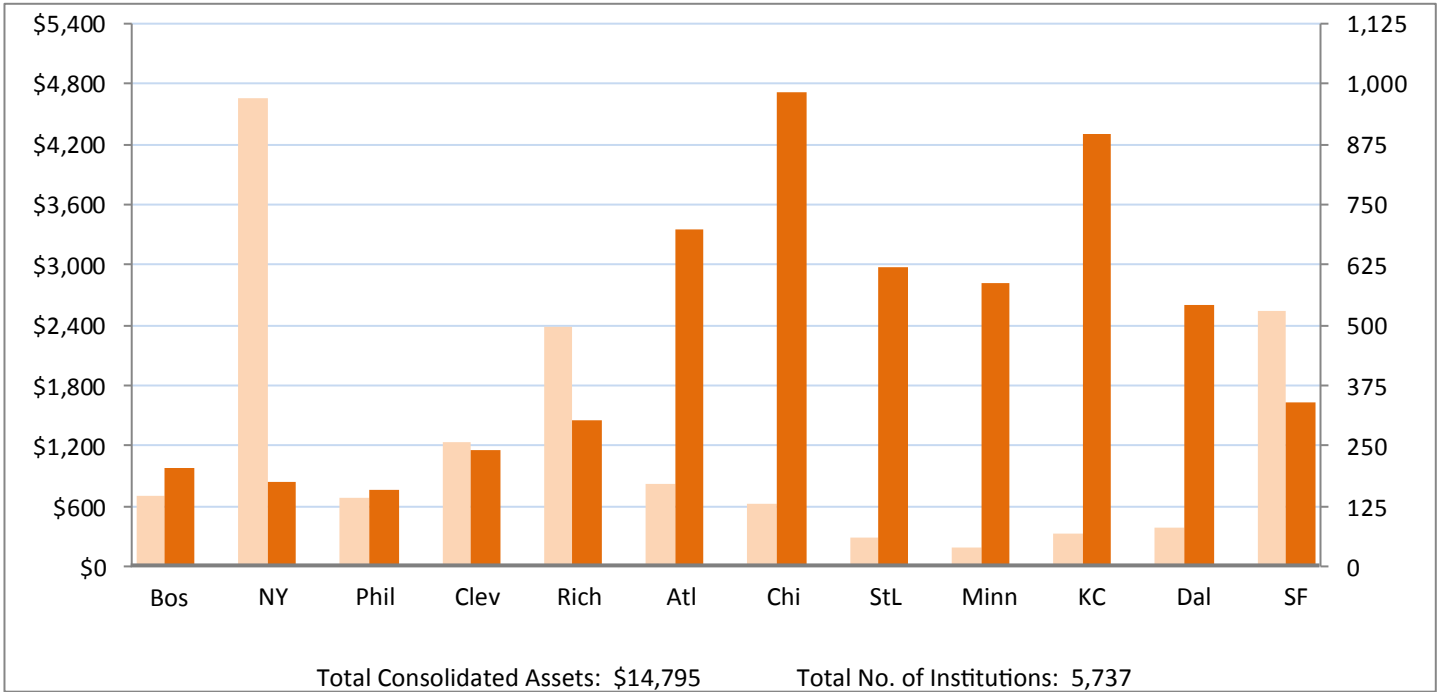
Source of Data: FR Y-9C Consolidated Financial Statements for Bank Holding Companies
 FR Y-9SP Parent Company Only Financial Statements for Small Bank Holding Companies
 FR 2320 Quarterly Savings and Loan Holding Company Report

*Total Assets in \$Billions; data generated November 2, 2015
 Components may not add to totals due to rounding
 SLHC data may include parent only figures

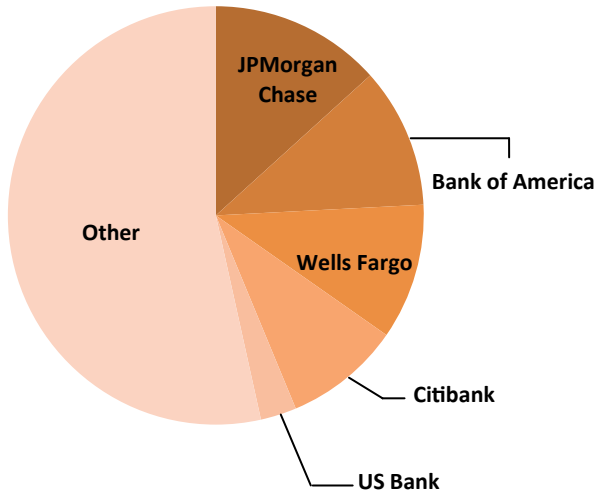
U.S. Banks as of June 30, 2015

Total Assets and Number of Institutions by Federal Reserve District

■ Total Assets in \$Billions ■ No. of Institutions

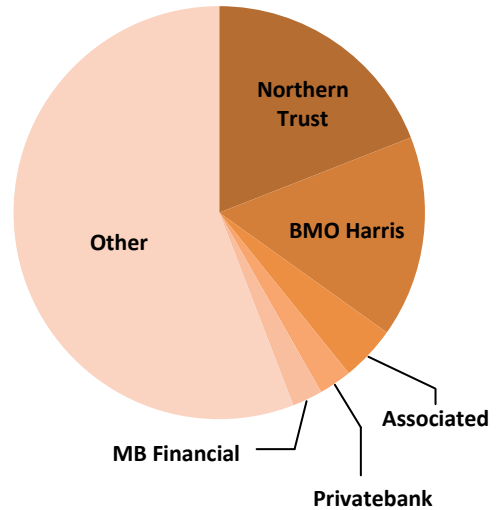


Total Assets of U.S. Banks



U.S. Banks	Total Assets*	District
JPMorgan Chase Bank NA	\$ 1,971 13%	New York
Bank of America NA	1,606 11	Richmond
Wells Fargo bank NA	1,554 11	San Francisco
Citibank NA	1,336 9	New York
US Bank NA	414 3	Cleveland
Top 5 Subtotal	\$ 6,882 47%	
All Other U.S. Banks	7,913 53	
Total	\$ 14,795 100%	

Total Assets of Seventh District Banks



Seventh District Banks	Total Assets*	U.S. Rank
Northern Trust Company	\$ 120 19%	20
BMO Harris Bank NA	99 16	24
Associated Bank NA	27 4	57
Privatebank & trust Company	16 3	87
MB Financial Bank NA	15 2	95
Top 5 Subtotal	\$ 277 44%	
All Other Seventh District Banks	350 56	
Total	\$ 627 100%	

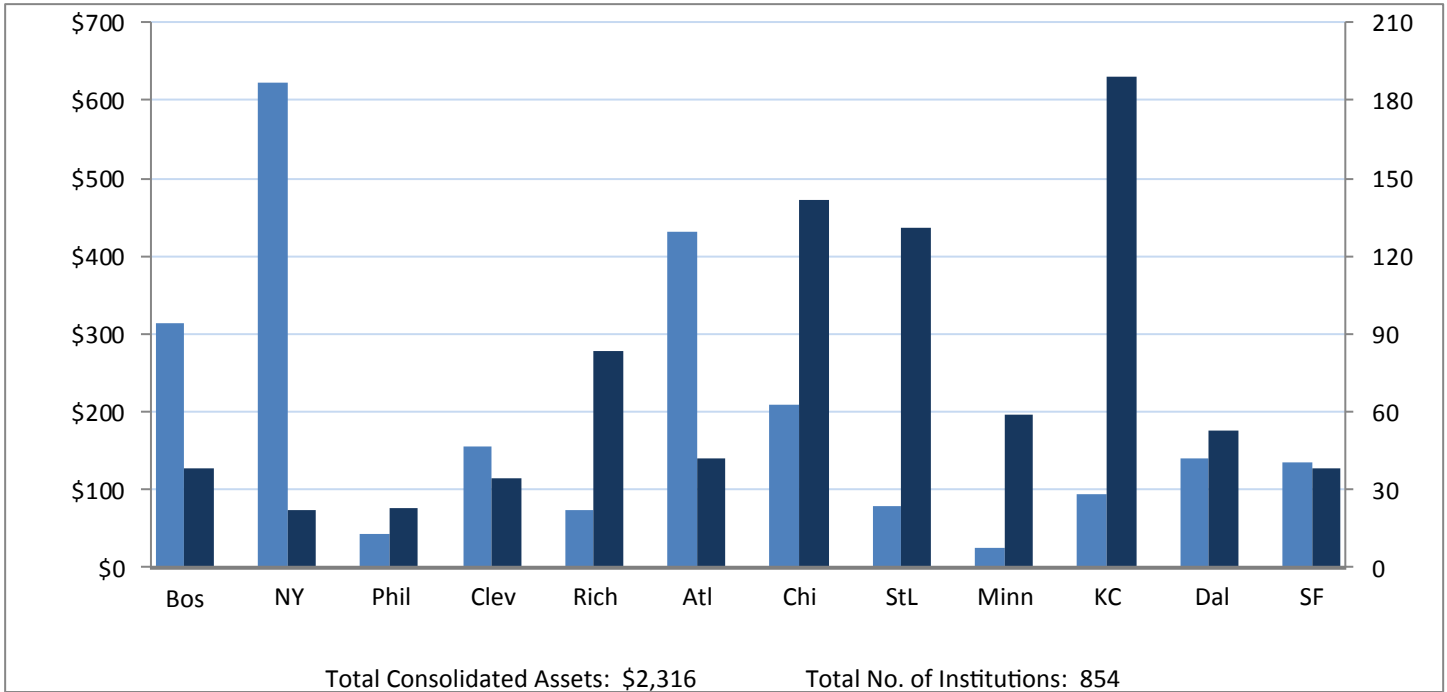
Source of Data: FFIEC 031 Consolidated Reports of Condition and Income for a Bank with Domestic and Foreign Offices
FFIEC 041 Consolidated Reports of Condition and Income for a Bank with Domestic Offices Only

*Total Assets in \$Billions; data generated November 2, 2015
Components may not add to totals due to rounding

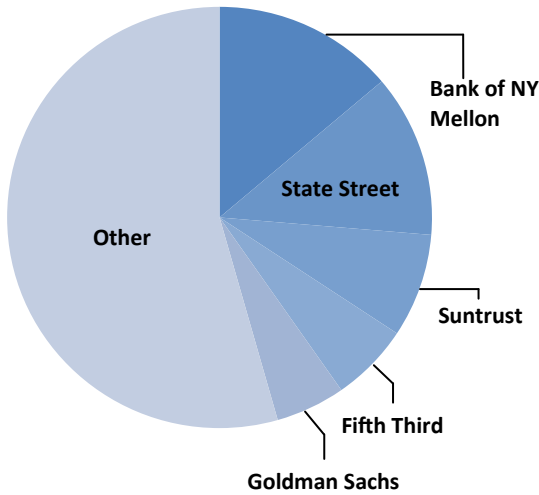
U.S. State Member Banks (SMBs) as of June 30, 2015

Total Assets and Number of Institutions by Federal Reserve District

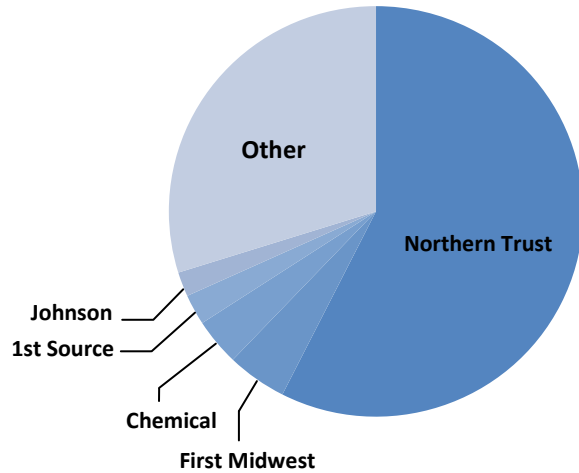
■ Total Assets in \$Billions ■ No. of Institutions



Total Assets of U.S. SMBs



Total Assets of Seventh District SMBs



U.S. SMBs	Total Assets*	District
Bank of New York Mellon	\$ 320 14%	New York
State Street Bank & Trust Company	289 12	Boston
Suntrust Bank	184 8	Atlanta
Fifth Third Bank	139 6	Cleveland
The Goldman Sachs Bank USA	123 5	Atlanta
Top 5 Subtotal	\$ 1,056 46%	
All Other U.S. SMBs	1,261 54	
Total	\$ 2,316 100%	

Seventh District SMBs	Total Assets*	U.S. Rank
Northern Trust Company	\$ 120 57%	7
First Midwest Bank	10 5	23
Chemical Bank	8 4	27
1st Source Bank	5 2	38
Johnson Bank	4 2	42
Top 5 Subtotal	\$ 146 70%	
All Other Seventh District SMBs	62 30	
Total	\$ 208 100%	

Source of Data: FFIEC 031 Consolidated Reports of Condition and Income for a Bank with Domestic and Foreign Offices
FFIEC 041 Consolidated Reports of Condition and Income for a Bank with Domestic Offices Only

*Total Assets in \$Billions; data generated November 2, 2015
Components may not add to totals due to rounding