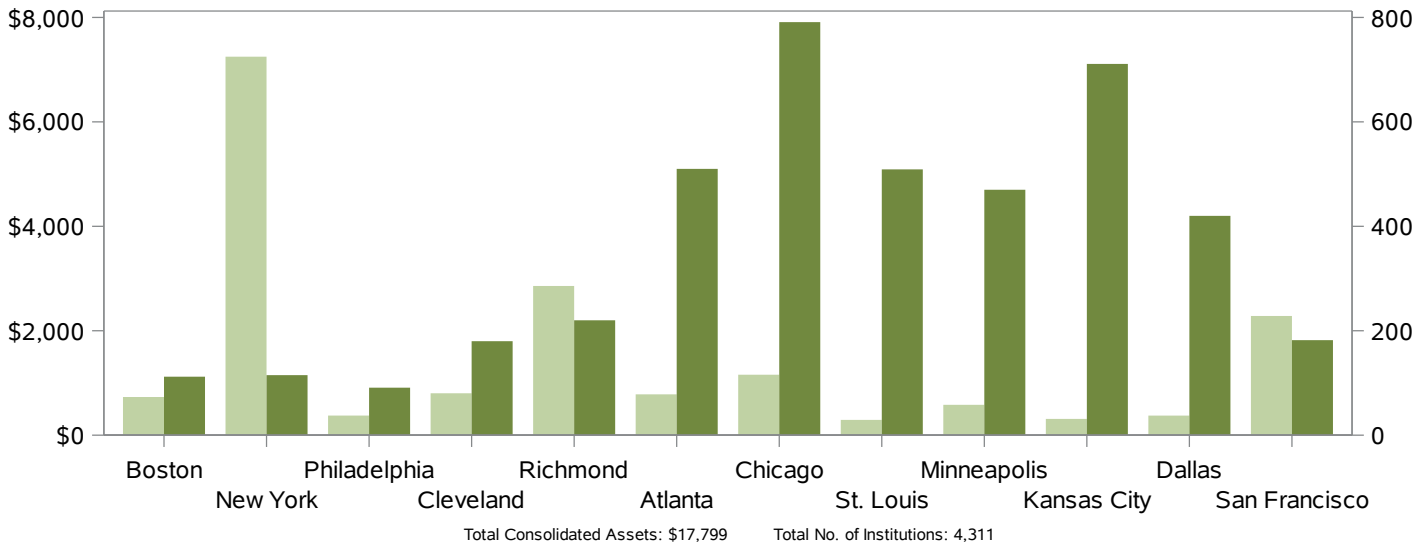
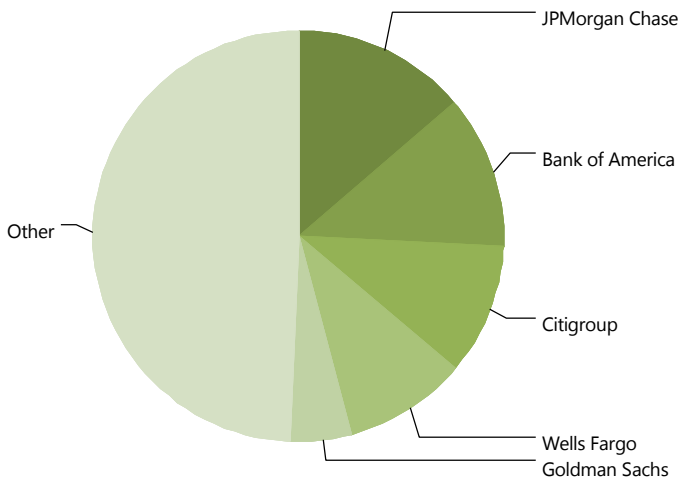


U.S. Top Tier Bank Holding Companies (BHCs) as of June 30, 2015 Total Assets and Number of Institutions by Federal Reserve District

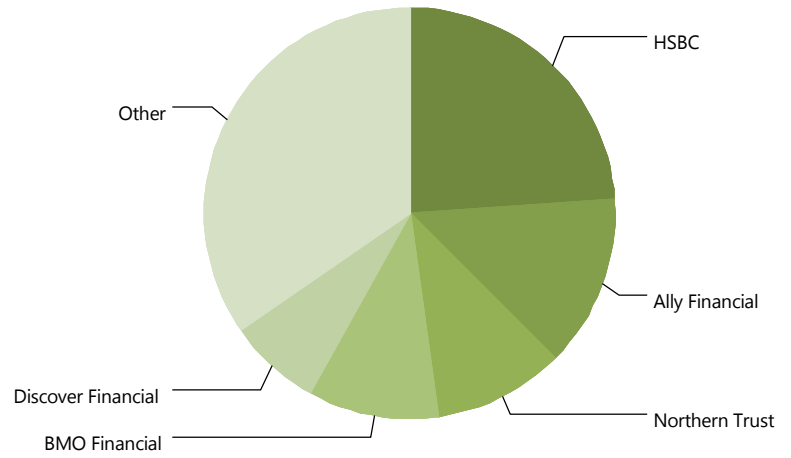
■ Total Assets in \$Billions ■ No. of Institutions



Total Assets of U.S. Top Tier BHCs



Total Assets of Seventh District Top Tier BHCs



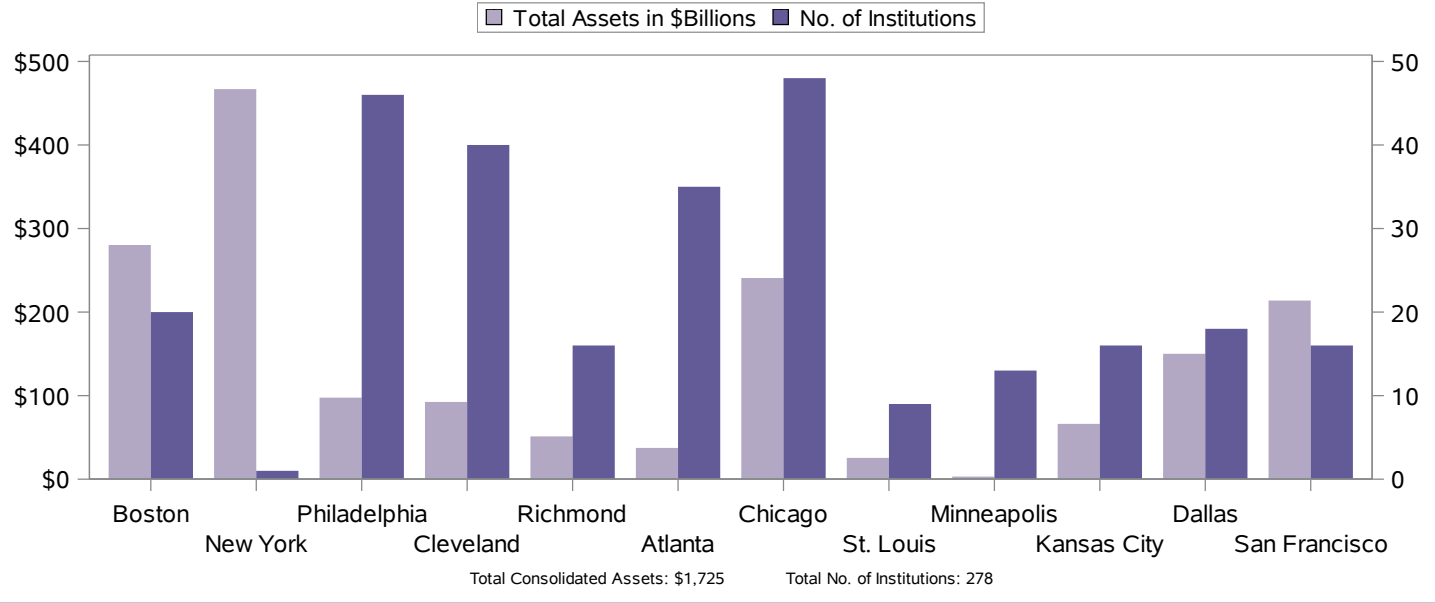
U.S. Top Tier BHCs	Total Assets	Percent	District
JPMorgan Chase	\$2,448	14%	New York
Bank of America	\$2,152	12%	Richmond
Citigroup	\$1,829	10%	New York
Wells Fargo	\$1,721	10%	San Francisco
Goldman Sachs	\$860	5%	New York
Top 5 Subtotal	\$9,010	51%	
Other	\$8,789	49%	
Total	\$17,799	100%	

Seventh District Top Tier BHCs	Total Assets	Percent	Rank
HSBC	\$277	24%	12
Ally Financial	\$156	14%	17
Northern Trust	\$120	10%	22
BMO Financial	\$118	10%	23
Discover Financial	\$85	7%	29
Top 5 Subtotal	\$757	65%	
Other	\$401	35%	
Total	\$1,158	100%	

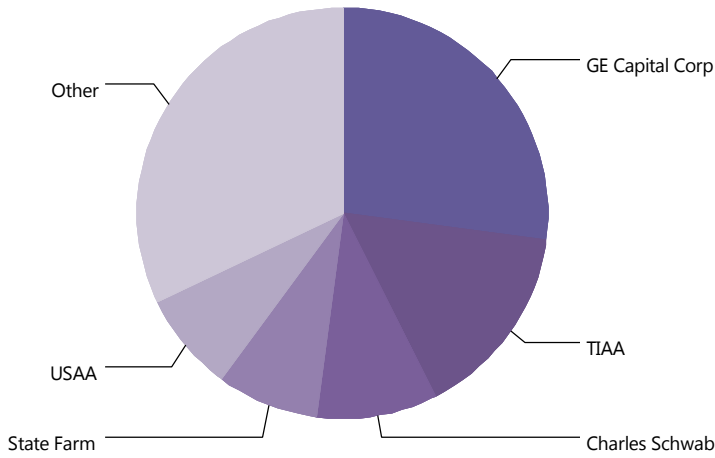
Source of Data: FR Y-9C Consolidated Financial Statements for Bank Holding Companies
FR Y-9SP Parent Company Only Financial Statements for Small Bank Holding Companies

Components may not add to totals due to rounding
Data generated September 19, 2017

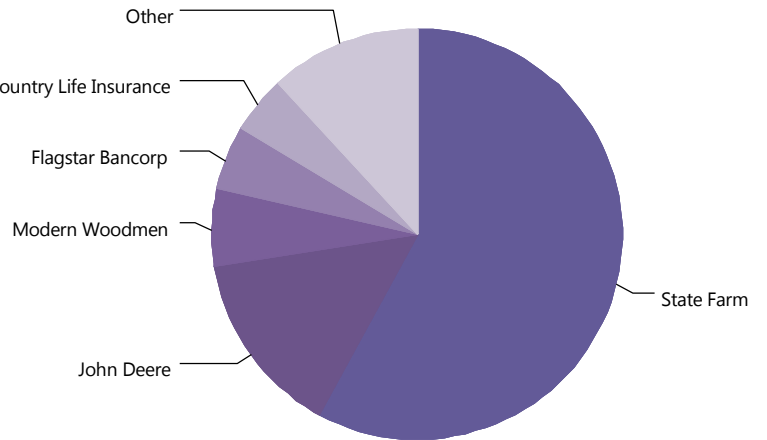
U.S. Top Tier Savings and Loan Holding Companies (SLHCs) as of June 30, 2015 Total Assets and Number of Institutions by Federal Reserve District



Total Assets of U.S. Top Tier SLHCs



Total Assets of Seventh District Top Tier SLHCs



U.S. Top Tier SLHCs	Total Assets	Percent	District
GE Capital Corp	\$467	27%	New York
TIAA	\$267	15%	Boston
Charles Schwab	\$164	9%	San Francisco
State Farm	\$139	8%	Chicago
USAA	\$134	8%	Dallas
Top 5 Subtotal	\$1,171	68%	
Other	\$554	32%	
Total	\$1,725	100%	

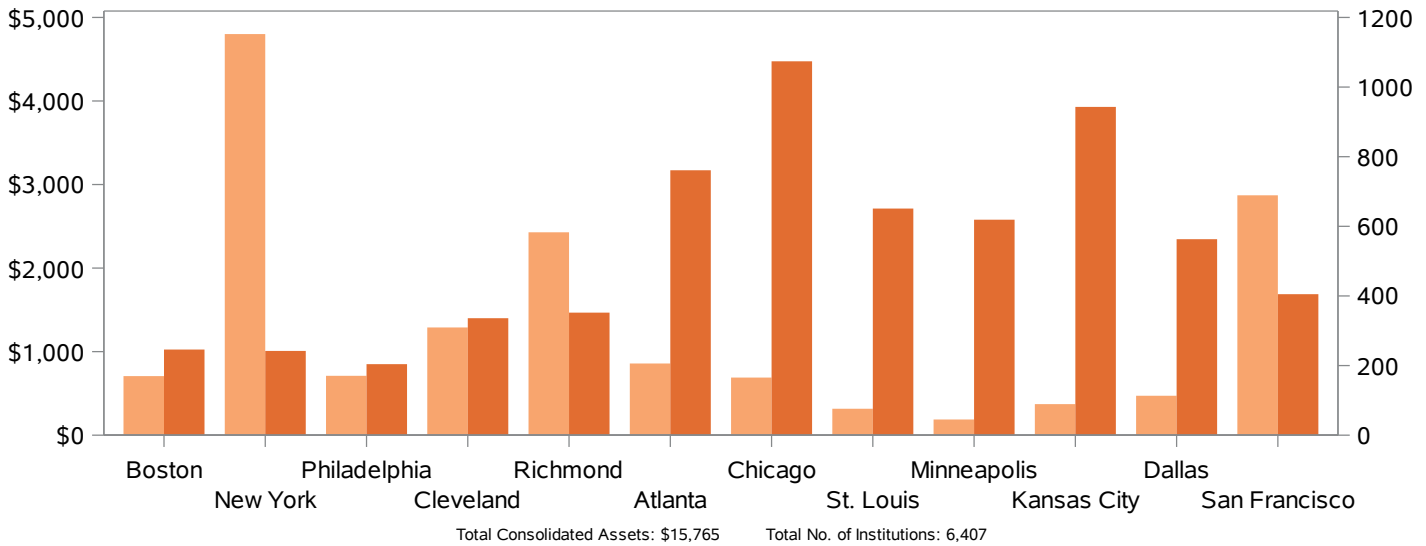
Seventh District Top Tier SLHCs	Total Assets	Percent	Rank
State Farm	\$139	58%	4
John Deere	\$35	15%	9
Modern Woodmen	\$15	6%	15
Flagstar Bancorp	\$12	5%	17
Country Life Insurance	\$11	5%	20
Top 5 Subtotal	\$212	88%	
Other	\$29	12%	
Total	\$241	100%	

Source of Data: FR Y-9C Consolidated Financial Statements for Bank Holding Companies
FR Y-9SP Parent Company Only Financial Statements for Small Bank Holding Companies
FR 2320 Quarterly Savings and Loan Holding Company Report

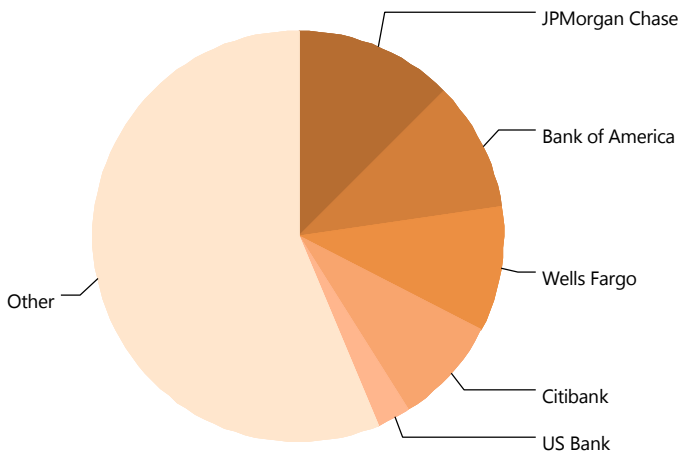
Components may not add to totals due to rounding
SLHC data may include parent only figures
Data generated September 19, 2017

U.S. Banks as of June 30, 2015 Total Assets and Number of Institutions by Federal Reserve District

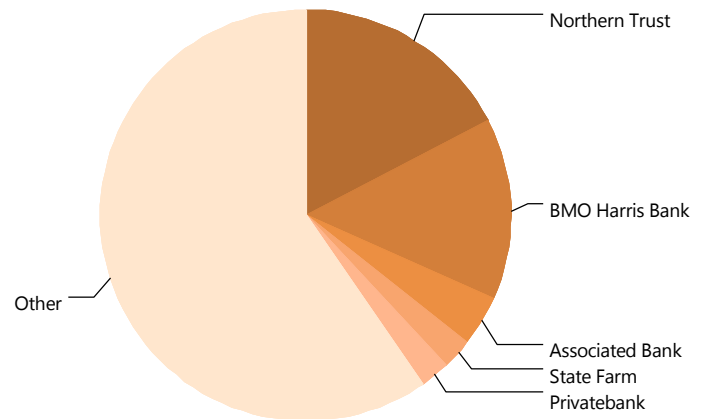
■ Total Assets in \$Billions
 ■ No. of Institutions



Total Assets of U.S. Banks



Total Assets of Seventh District Banks



U.S. Top Tier Banks	Total Assets	Percent	District
JPMorgan Chase	\$1,971	13%	New York
Bank of America	\$1,606	10%	Richmond
Wells Fargo	\$1,554	10%	San Francisco
Citibank	\$1,336	8%	New York
US Bank	\$414	3%	Cleveland
Top 5 Subtotal	\$6,882	44%	
Other	\$8,883	56%	
Total	\$15,765	100%	

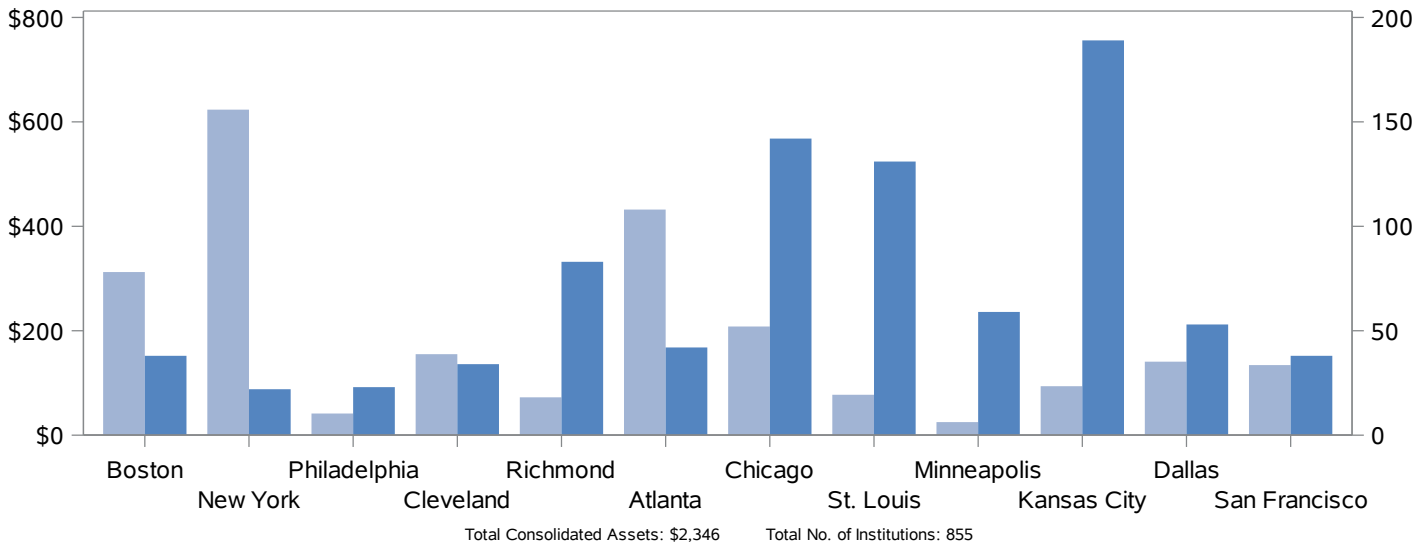
Seventh District Top Tier Banks	Total Assets	Percent	Rank
Northern Trust	\$120	17%	20
BMO Harris Bank	\$99	14%	24
Associated Bank	\$27	4%	57
State Farm	\$17	2%	84
Privatebank	\$16	2%	87
Top 5 Subtotal	\$278	40%	
Other	\$411	60%	
Total	\$690	100%	

Source of Data: FFIEC 031 Consolidated Reports of Condition and Income for a Bank with Domestic and Foreign Offices
FFIEC 041 Consolidated Reports of Condition and Income for a Bank with Domestic Offices Only

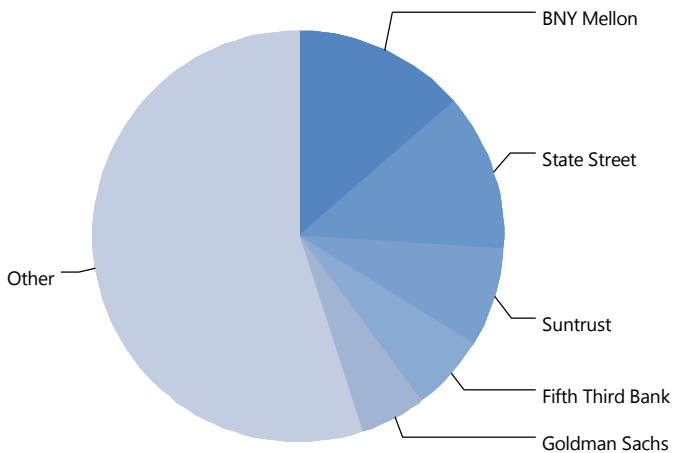
Components may not add to totals due to rounding
Data generated September 19, 2017

U.S. State Member Banks (SMBs) as of June 30, 2015 Total Assets and Number of Institutions by Federal Reserve District

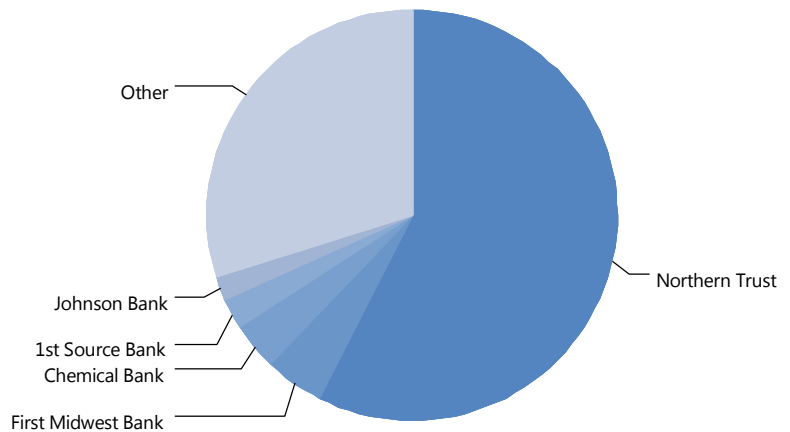
■ Total Assets in \$Billions
 ■ No. of Institutions



Total Assets of U.S. SMBs



Total Assets of Seventh District SMBs



U.S. Top Tier SMBs	Total Assets	Percent	District
BNY Mellon	\$320	14%	New York
State Street	\$289	12%	Boston
Suntrust	\$184	8%	Atlanta
Fifth Third Bank	\$139	6%	Cleveland
Goldman Sachs	\$123	5%	New York
Top 5 Subtotal	\$1,056	45%	
Other	\$1,290	55%	
Total	\$2,346	100%	

Seventh District Top Tier SMBs	Total Assets	Percent	Rank
Northern Trust	\$120	57%	7
First Midwest Bank	\$10	5%	23
Chemical Bank	\$8	4%	27
1st Source Bank	\$5	2%	38
Johnson Bank	\$4	2%	42
Top 5 Subtotal	\$146	70%	
Other	\$62	30%	
Total	\$208	100%	

Source of Data: FFIEC 031 Consolidated Reports of Condition and Income for a Bank with Domestic and Foreign Offices
FFIEC 041 Consolidated Reports of Condition and Income for a Bank with Domestic Offices Only

Components may not add to totals due to rounding
Data generated September 19, 2017