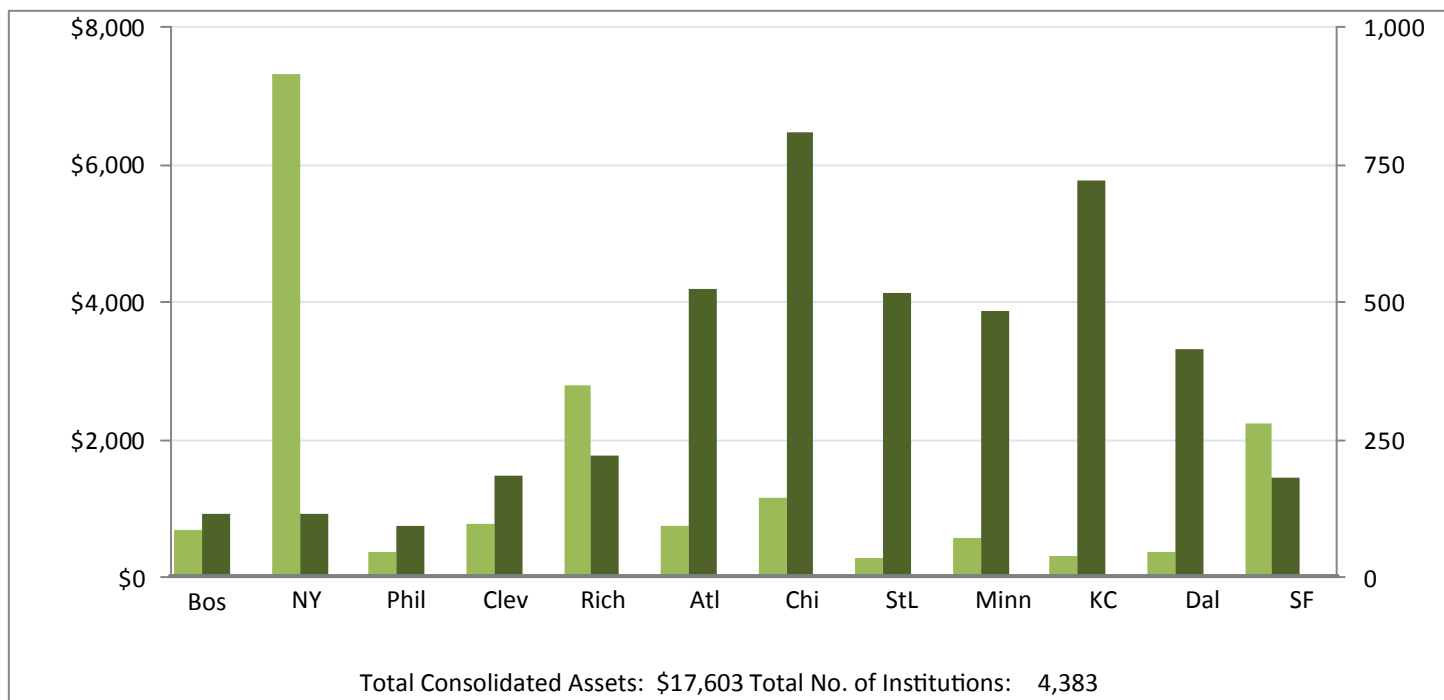


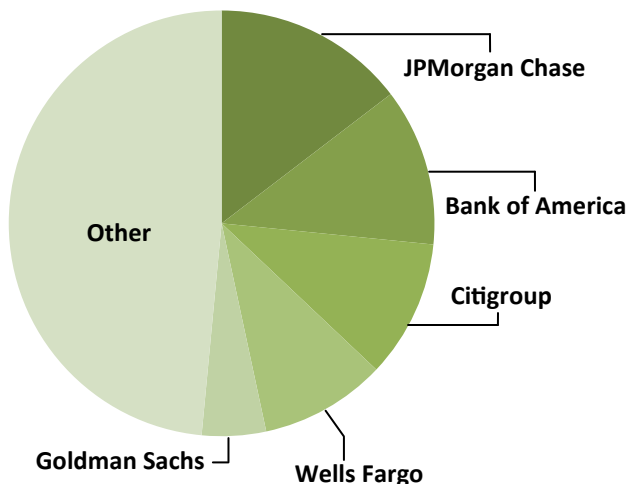
U.S. Top Tier Bank Holding Companies (BHCs) as of December 31, 2014

Total Assets and Number of Institutions by Federal Reserve District

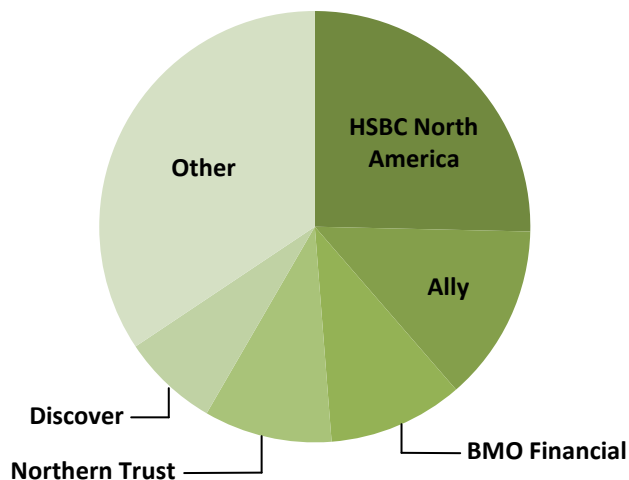
■ Total Assets in \$Billions ■ No. of Institutions



Total Assets of U.S. Top Tier BHCs



Total Assets of Seventh District Top Tier BHCs



U.S. Top Tier BHCs	Total Assets*	District
JPMorgan Chase & Co.	\$2,573 15%	New York
Bank of America Corporation	2,107 12	Richmond
Citigroup Inc.	1,842 10	New York
Wells Fargo & Company	1,687 10	San Francisco
The Goldman Sachs Group, Inc.	856 5	New York
Top 5 Subtotal	9,065 51	
All Other U.S. BHCs	8,538 49	
Total	17,603 100	

Seventh District Top Tier BHCs	Total Assets*	U.S. Rank
HSBC North America Holdings Inc.	\$290 25%	11
Ally Financial Inc.	152 13	17
BMO Financial Corp.	116 10	22
Northern Trust Corporation	110 10	24
Discover Financial Services	83 7	29
Top 5 Subtotal	751 66	
All Other Seventh District BHCs	393 34	
Total	1,144 100	

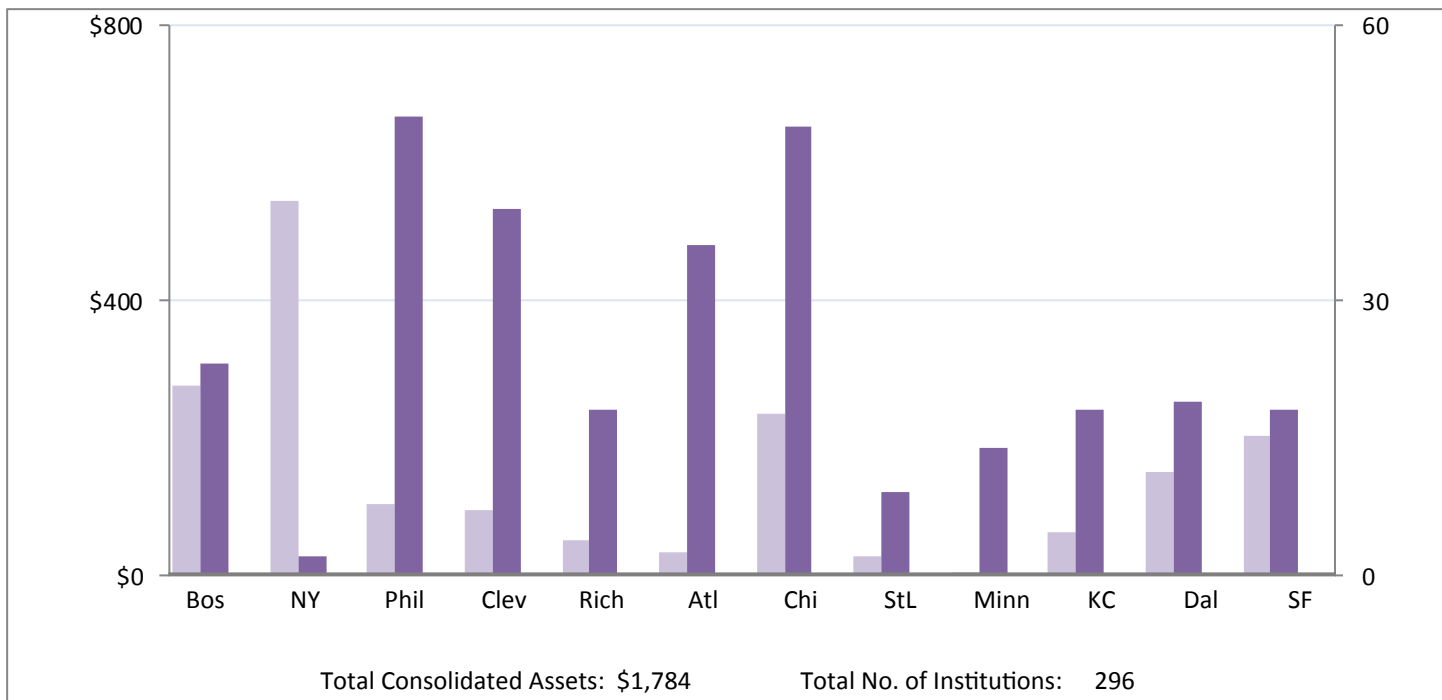
Source of Data: FR Y-9C Consolidated Financial Statements for Bank Holding Companies
FR Y-9SP Parent Company Only Financial Statements for Small Bank Holding Companies

*Total Assets in \$Billions; data generated May 22, 2015
Components may not add to totals due to rounding

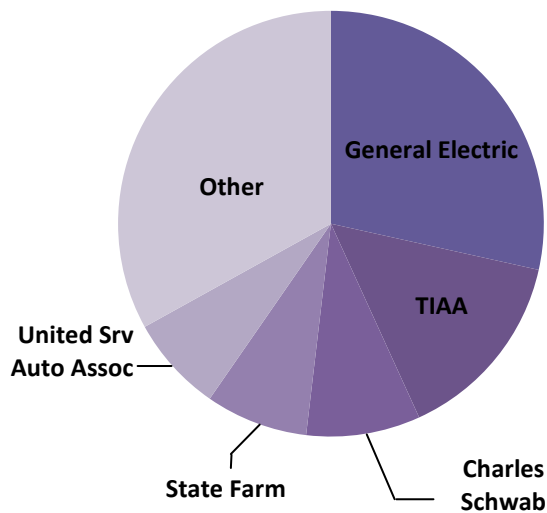
U.S. Top Tier Savings and Loan Holding Companies (SLHCs) as of December 31, 2014

Total Assets and Number of Institutions by Federal Reserve District

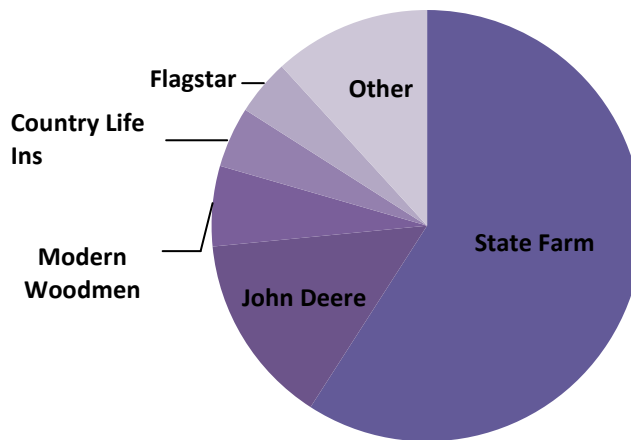
■ Total Assets in \$Billions ■ No. of Institutions



Total Assets of U.S. Top Tier SLHCs



Total Assets of Seventh District Top Tier SLHCs



U.S. Top Tier SLHCs	Total Assets*	District
General Electric Company	\$508 28%	New York
TIAA	263 15	Boston
Charles Schwab Corporation	155 9	San Francisco
State Farm Mutual Automobile Ins	139 8	Chicago
United Services Auto Association	130 7	Dallas
Top 5 Subtotal	1,195 67	
All Other U.S. SLHCs	590 33	
Total	1,785 100	

Seventh District Top Tier SLHCs	Total Assets*	U.S. Rank
State Farm Mutual Automobile Ins	\$ 139 59%	4
John Deere	34 14	11
Modern Woodmen of America	14 6	16
Country Life Insurance Company	11 5	19
Flagstar	10 4	20
Top 5 Subtotal	207 88	
All Other Seventh District SLHCs	28 12	
Total	235 100	

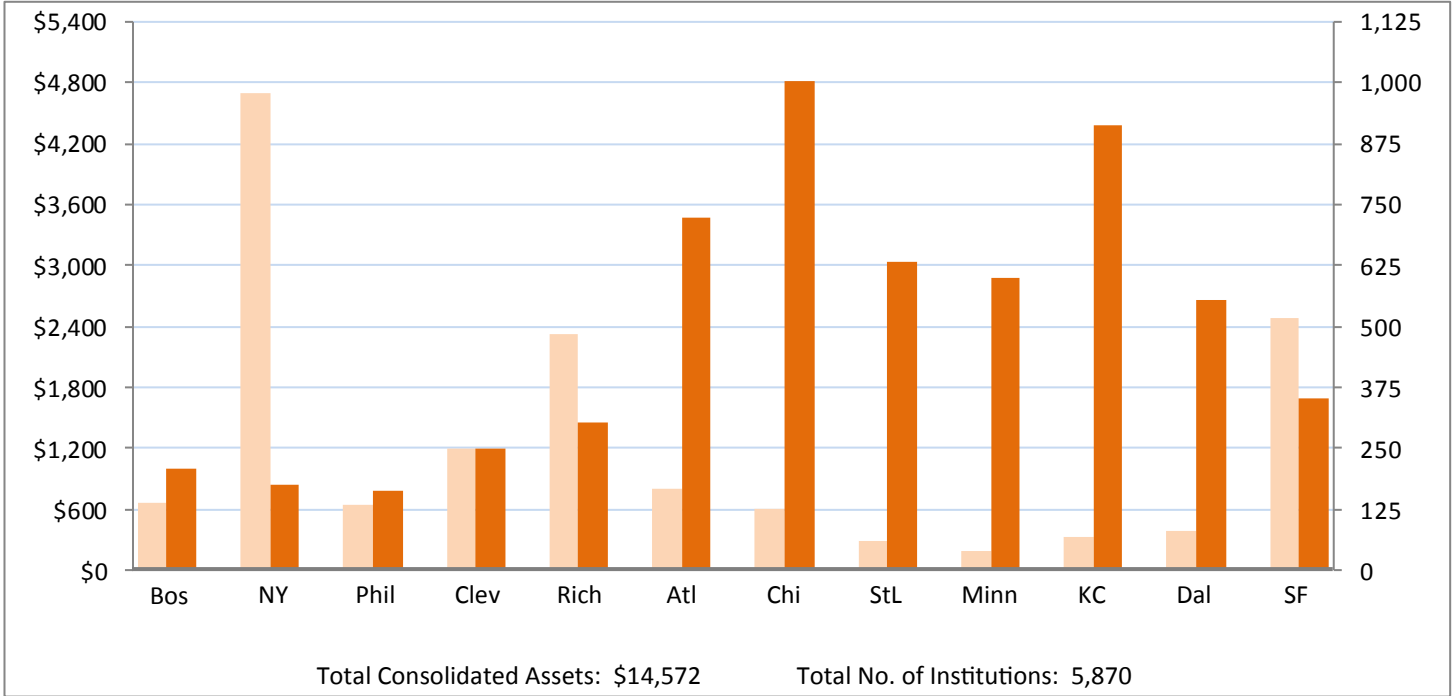
Source of Data: FR Y-9C Consolidated Financial Statements for Bank Holding Companies
 FR Y-9SP Parent Company Only Financial Statements for Small Bank Holding Companies
 FR 2320 Quarterly Savings and Loan Holding Company Report

*Total Assets in \$Billions; data generated May 22, 2015
 Components may not add to totals due to rounding
 SLHC data may include parent only figures

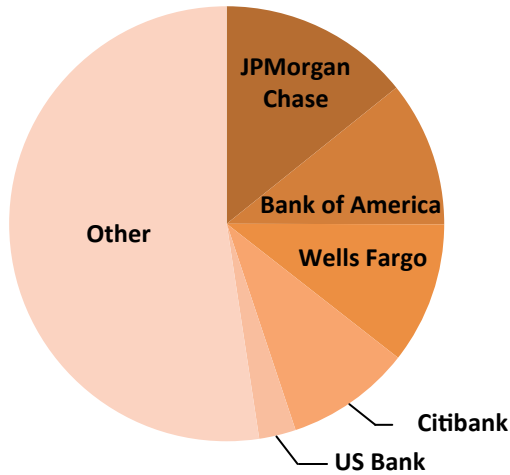
U.S. Banks as of December 31, 2014

Total Assets and Number of Institutions by Federal Reserve District

■ Total Assets in \$Billions
 ■ No. of Institutions

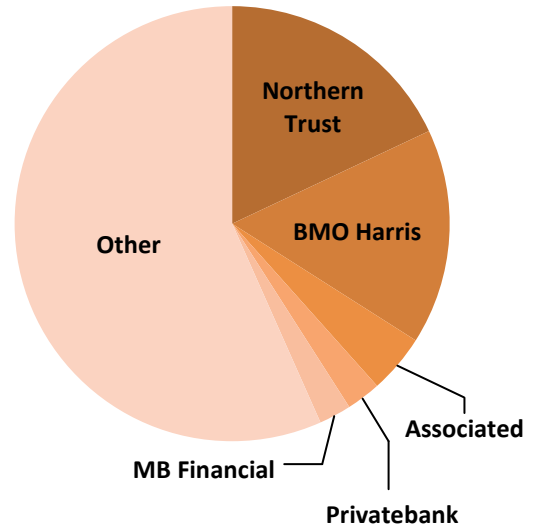


Total Assets of U.S. Banks



U.S. Banks	Total Assets*	District
JPMorgan Chase Bank NA	\$2,075 14%	New York
Bank of America NA	1,574 11	Richmond
Wells Fargo Bank NA	1,533 11	San Francisco
Citibank NA	1,356 9	New York
US Bank NA	399 3	Cleveland
Top 5 Subtotal	6,937 48	
All Other U.S. Banks	7,635 52	
Total	14,572 100	

Total Assets of Seventh District Banks



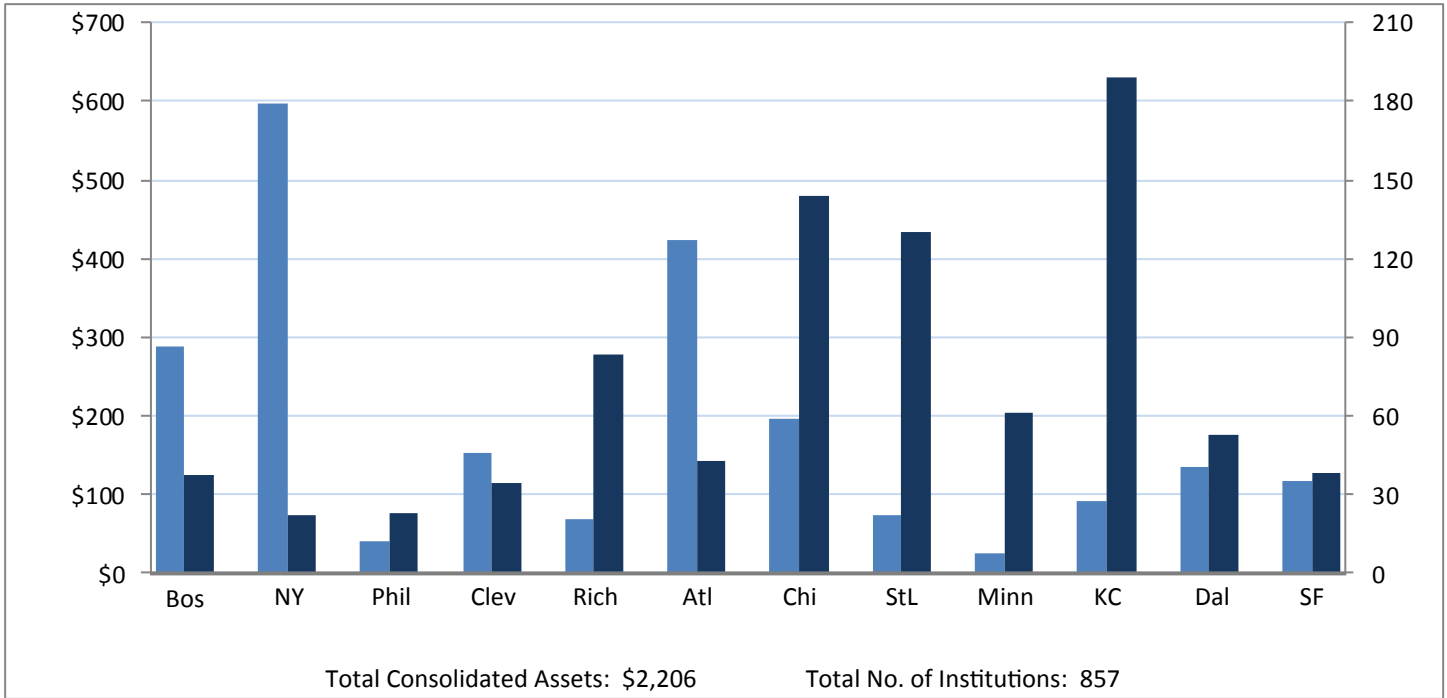
Seventh District Banks	Total Assets*	U.S. Rank
Northern Trust Company	\$110 18%	21
BMO Harris Bank NA	97 16	24
Associated Bank NA	27 4	56
Privatebank & Trust Company	16 3	88
MB Financial Bank NA	15 2	93
Top 5 Subtotal	264 43	
All Other Seventh District Banks	345 57	
Total	609 100	

Source of Data: FFIEC 031 Consolidated Reports of Condition and Income for a Bank with Domestic and Foreign Offices
 FFIEC 041 Consolidated Reports of Condition and Income for a Bank with Domestic Offices Only


*Total Assets in \$Billions; data generated May 22, 2015
 Components may not add to totals due to rounding

U.S. State Member Banks (SMBs) as of December 31, 2014

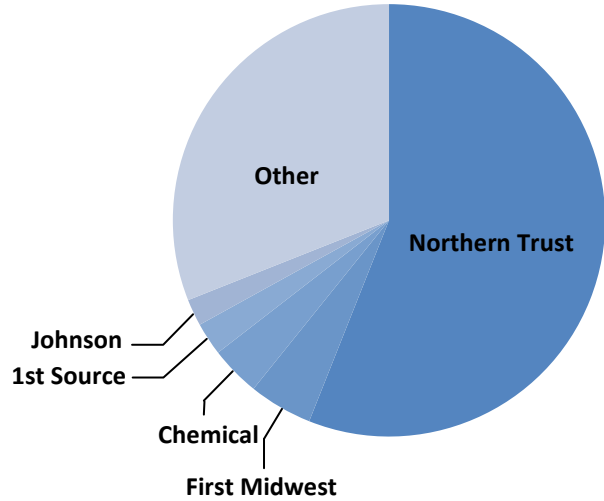
Total Assets and Number of Institutions by Federal Reserve District
 ■ Total Assets in \$Billions ■ No. of Institutions



Total Assets of U.S. SMBs



Total Assets of Seventh District SMBs



U.S. SMBs	Total Assets*	District
Bank of New York Mellon	\$304 14%	New York
State Street Bank & Trust Company	270 12	Boston
Suntrust Bank	186 8	Atlanta
Fifth Third Bank	136 6	Cleveland
Regions Bank	119 5	Atlanta
Top 5 Subtotal	1,015 46	
All Other U.S. SMBs	1,191 54	
Total	2,206 100	

Seventh District SMBs	Total Assets*	U.S. Rank
Northern Trust Company	\$110 56%	7
First Midwest Bank	9 5	22
Chemical Bank	7 4	28
1st Source Bk	5 2	38
Johnson Bk	4 2	41
Top 5 Subtotal	135 69	
All Other Seventh District SMBs	61 31	
Total	196 100	

Source of Data: FFIEC 031 Consolidated Reports of Condition and Income for a Bank with Domestic and Foreign Offices
 FFIEC 041 Consolidated Reports of Condition and Income for a Bank with Domestic Offices Only

*Total Assets in \$Billions; data generated May 22, 2015
 Components may not add to totals due to rounding