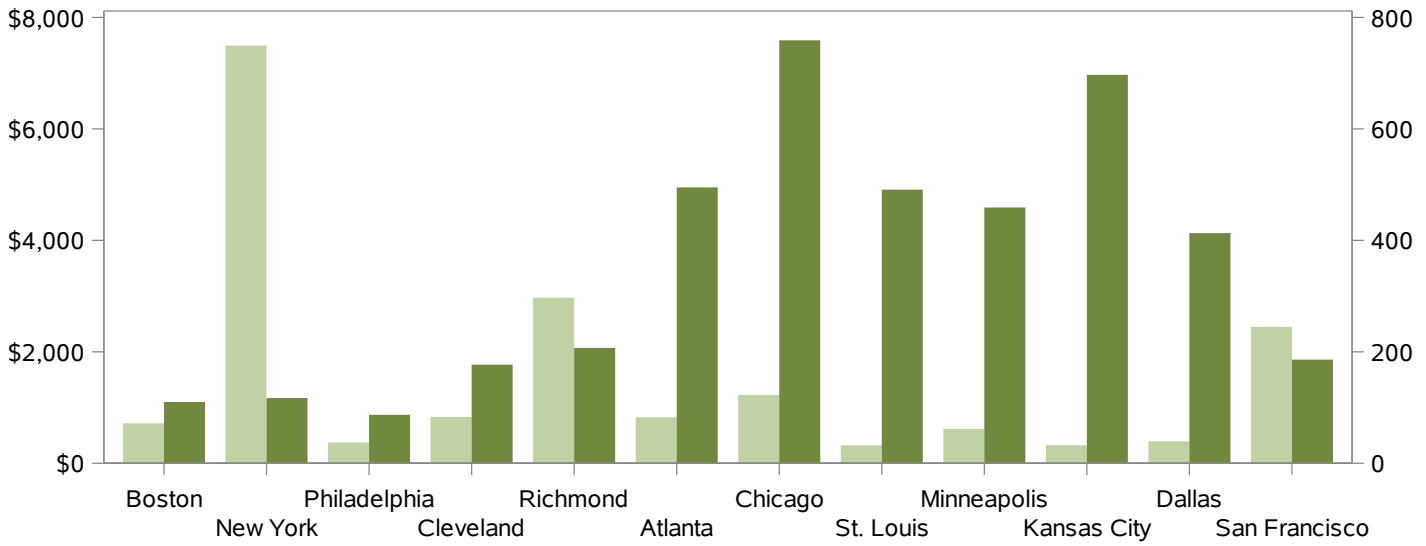


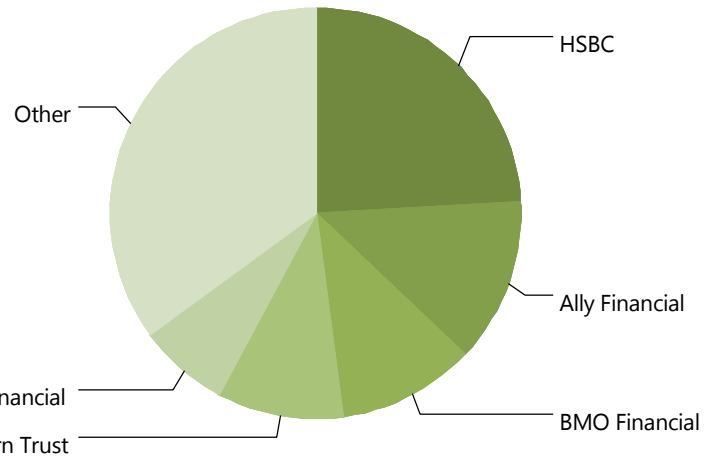
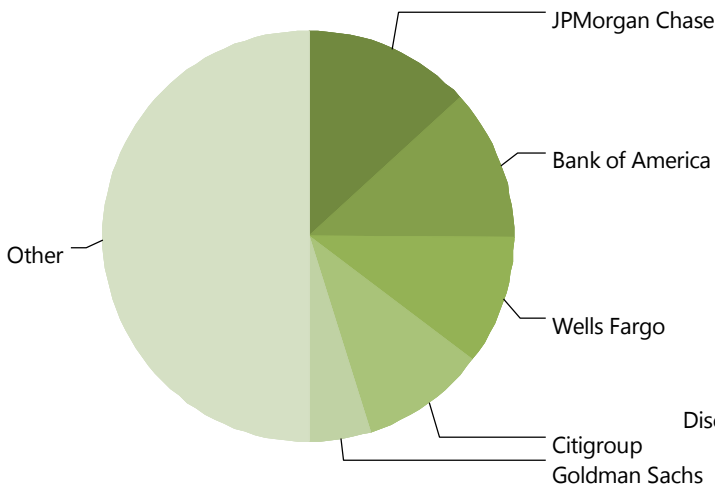
### U.S. Top Tier Bank Holding Companies (BHCs) as of June 30, 2016 Total Assets and Number of Institutions by Federal Reserve District

■ Total Assets in \$Billions ■ No. of Institutions



Total Assets of U.S. Top Tier BHCs

Total Assets of Seventh District Top Tier BHCs



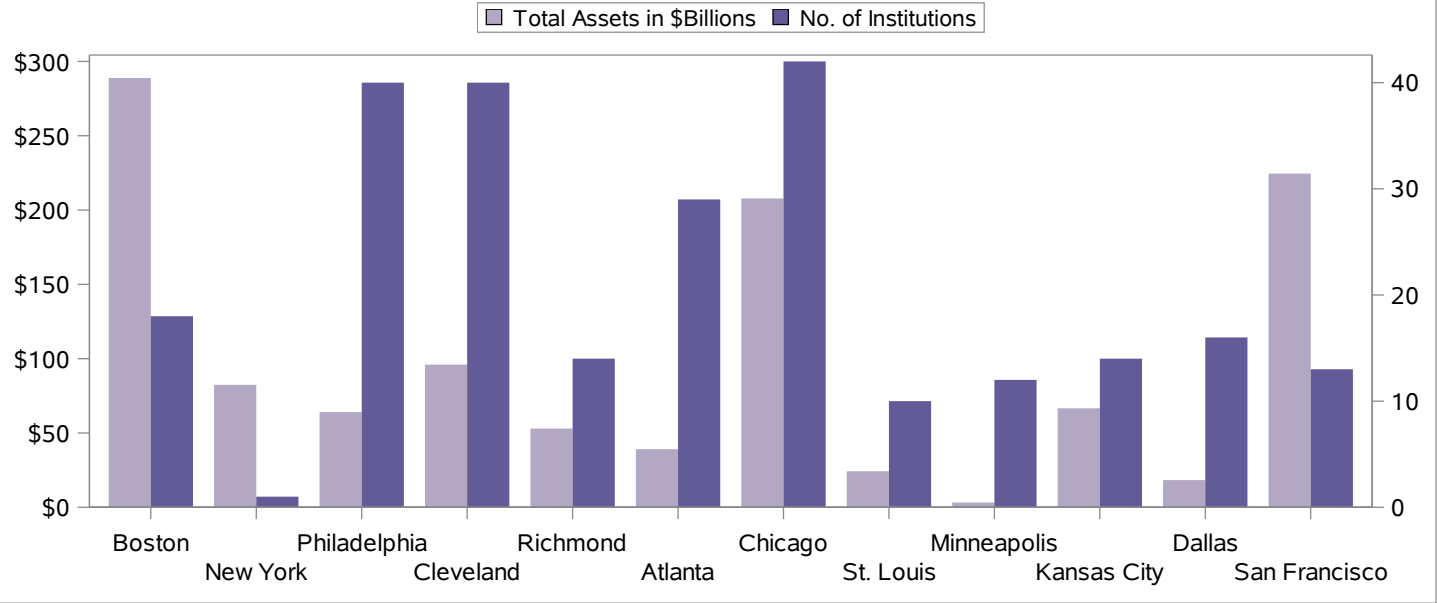
U.S. Top Tier BHCs	Total Assets	Percent	District
JPMorgan Chase	\$2,466	13%	New York
Bank of America	\$2,190	12%	Richmond
Wells Fargo	\$1,889	10%	San Francisco
Citigroup	\$1,819	10%	New York
Goldman Sachs	\$897	5%	New York
Top 5 Subtotal	\$9,261	50%	
Other	\$9,289	50%	
<b>Total</b>	<b>\$18,550</b>	<b>100%</b>	

Seventh District Top Tier BHCs	Total Assets	Percent	Rank
HSBC	\$296	24%	11
Ally Financial	\$158	13%	17
BMO Financial	\$132	11%	21
Northern Trust	\$122	10%	25
Discover Financial	\$88	7%	29
Top 5 Subtotal	\$794	65%	
Other	\$430	35%	
<b>Total</b>	<b>\$1,224</b>	<b>100%</b>	

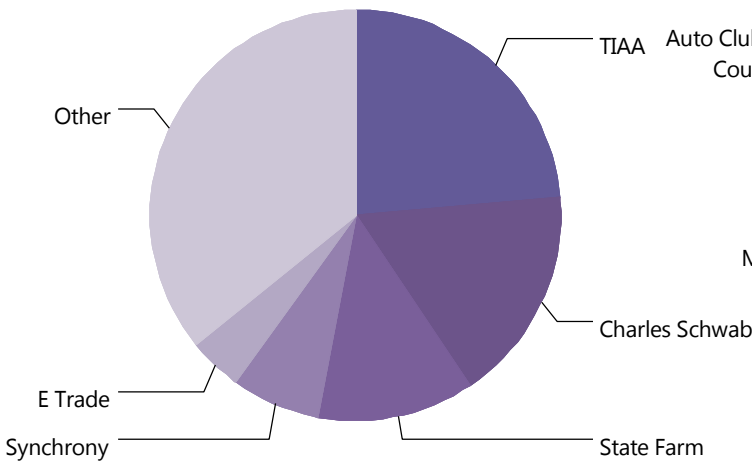
Source of Data: FR Y-9C Consolidated Financial Statements for Bank Holding Companies  
FR Y-9SP Parent Company Only Financial Statements for Small Bank Holding Companies

Components may not add to totals due to rounding  
Data generated December 28, 2016

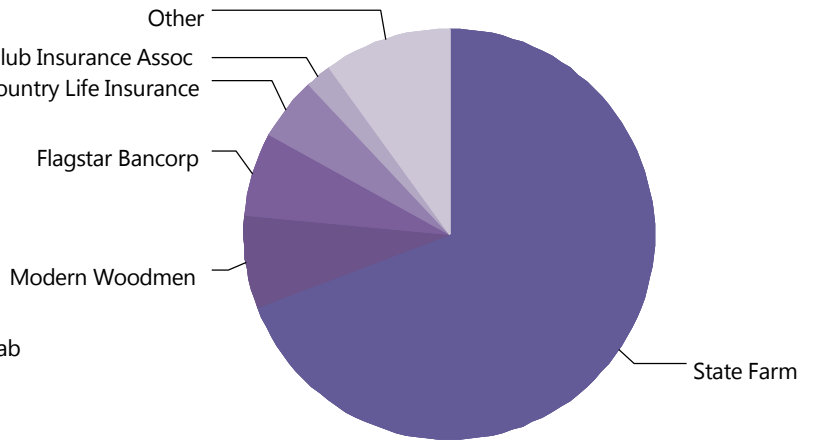
### U.S. Top Tier Savings and Loan Holding Companies (SLHCs) as of June 30, 2016 Total Assets and Number of Institutions by Federal Reserve District



Total Assets of U.S. Top Tier SLHCs



Total Assets of Seventh District Top Tier SLHCs



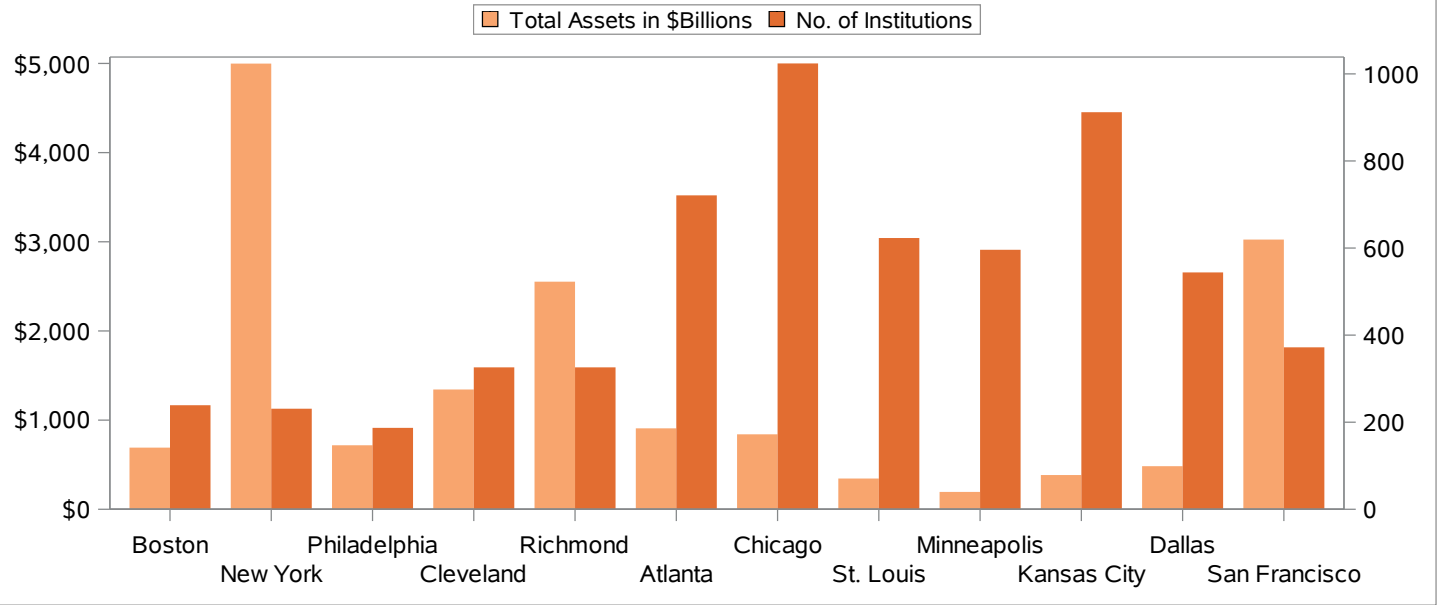
U.S. Top Tier SLHCs	Total Assets	Percent	District
TIAA	\$276	24%	Boston
Charles Schwab	\$198	17%	San Francisco
State Farm	\$144	12%	Chicago
Synchrony	\$82	7%	New York
E Trade	\$49	4%	Richmond
<b>Top 5 Subtotal</b>	<b>\$749</b>	<b>64%</b>	
Other	\$419	36%	
<b>Total</b>	<b>\$1,168</b>	<b>100%</b>	

Seventh District Top Tier SLHCs	Total Assets	Percent	Rank
State Farm	\$144	69%	3
Modern Woodmen	\$15	7%	11
Flagstar Bancorp	\$14	7%	13
Country Life Insurance	\$10	5%	16
Auto Club Insurance Assoc	\$4	2%	28
<b>Top 5 Subtotal</b>	<b>\$187</b>	<b>90%</b>	
Other	\$21	10%	
<b>Total</b>	<b>\$208</b>	<b>100%</b>	

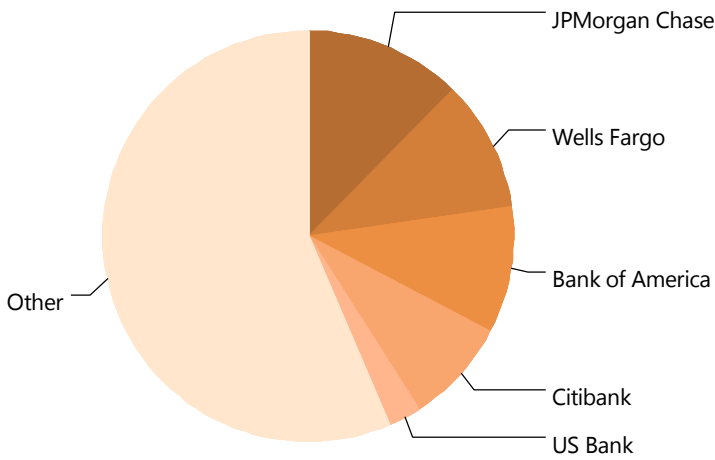
Source of Data: FR Y-9C Consolidated Financial Statements for Bank Holding Companies  
FR Y-9SP Parent Company Only Financial Statements for Small Bank Holding Companies  
FR 2320 Quarterly Savings and Loan Holding Company Report

Components may not add to totals due to rounding  
SLHC data may include parent only figures  
Data generated December 28, 2016

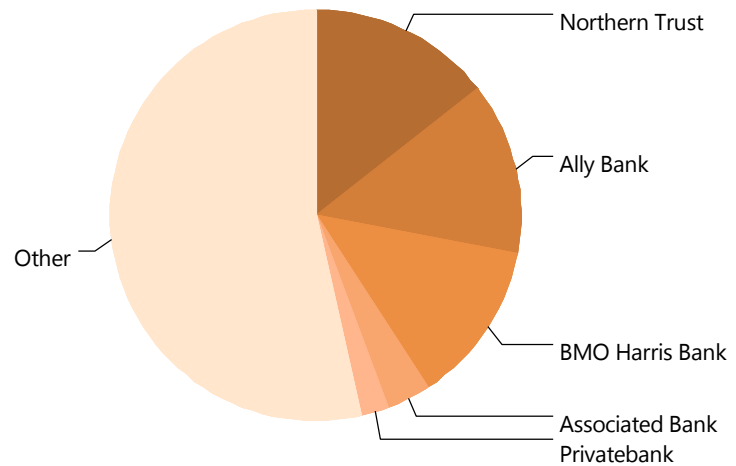
### U.S. Banks as of June 30, 2016 Total Assets and Number of Institutions by Federal Reserve District



Total Assets of U.S. Banks



Total Assets of Seventh District Banks



U.S. Top Tier Banks	Total Assets	Percent	District
JPMorgan Chase	\$2,051	12%	New York
Wells Fargo	\$1,699	10%	San Francisco
Bank of America	\$1,658	10%	Richmond
Citibank	\$1,366	8%	New York
US Bank	\$433	3%	Cleveland
<b>Top 5 Subtotal</b>	<b>\$7,207</b>	<b>44%</b>	
Other	\$9,337	56%	
<b>Total</b>	<b>\$16,544</b>	<b>100%</b>	

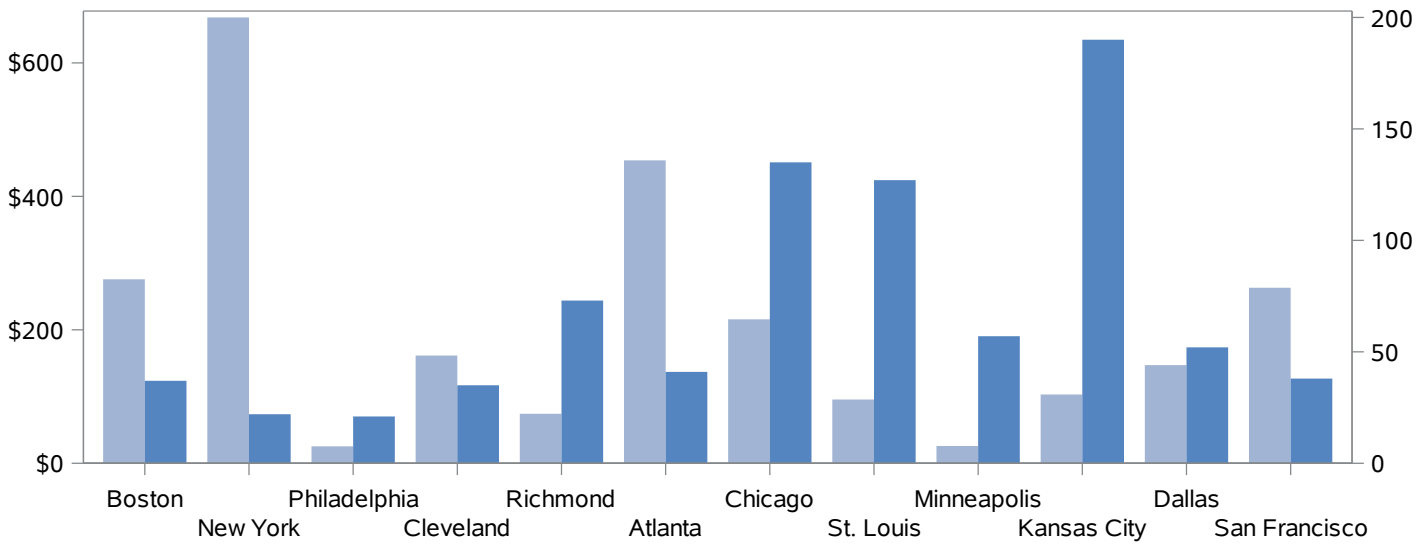
Seventh District Top Tier Banks	Total Assets	Percent	Rank
Northern Trust	\$121	14%	21
Ally Bank	\$115	14%	23
BMO Harris Bank	\$107	13%	25
Associated Bank	\$29	3%	59
Privatebank	\$18	2%	82
<b>Top 5 Subtotal</b>	<b>\$390</b>	<b>46%</b>	
Other	\$450	54%	
<b>Total</b>	<b>\$841</b>	<b>100%</b>	

Source of Data: FFIEC 031 Consolidated Reports of Condition and Income for a Bank with Domestic and Foreign Offices  
FFIEC 041 Consolidated Reports of Condition and Income for a Bank with Domestic Offices Only

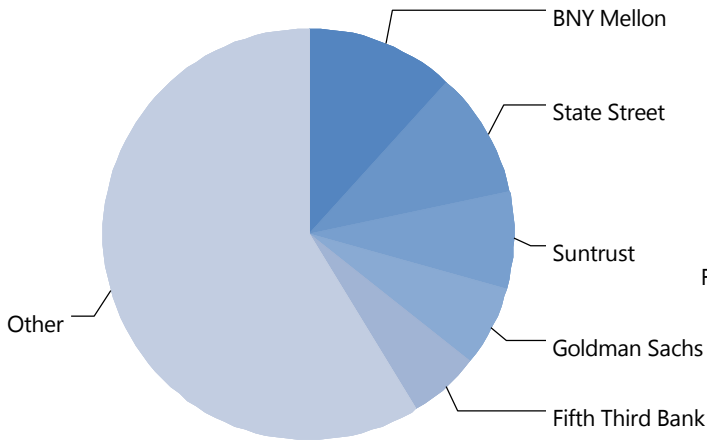
Components may not add to totals due to rounding  
Data generated December 28, 2016

### U.S. State Member Banks (SMBs) as of June 30, 2016 Total Assets and Number of Institutions by Federal Reserve District

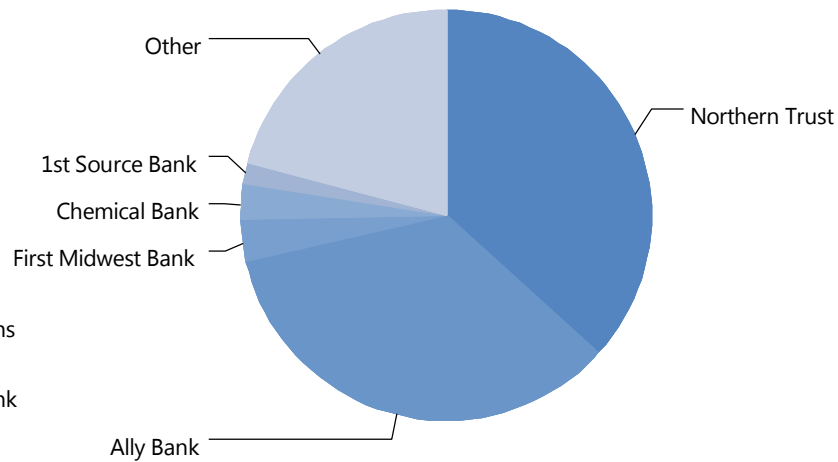
■ Total Assets in \$Billions   
 ■ No. of Institutions



Total Assets of U.S. SMBs



Total Assets of Seventh District SMBs



U.S. Top Tier SMBs	Total Assets	Percent	District
BNY Mellon	\$299	12%	New York
State Street	\$251	10%	Boston
Suntrust	\$195	8%	Atlanta
Goldman Sachs	\$161	6%	New York
Fifth Third Bank	\$141	6%	Cleveland
Top 5 Subtotal	\$1,046	41%	
Other	\$1,492	59%	
<b>Total</b>	<b>\$2,538</b>	<b>100%</b>	

Seventh District Top Tier SMBs	Total Assets	Percent	Rank
Northern Trust	\$121	37%	8
Ally Bank	\$115	35%	9
First Midwest Bank	\$11	3%	23
Chemical Bank	\$9	3%	26
1st Source Bank	\$5	2%	40
Top 5 Subtotal	\$261	79%	
Other	\$69	21%	
<b>Total</b>	<b>\$330</b>	<b>100%</b>	

Source of Data: FFIEC 031 Consolidated Reports of Condition and Income for a Bank with Domestic and Foreign Offices  
FFIEC 041 Consolidated Reports of Condition and Income for a Bank with Domestic Offices Only

Components may not add to totals due to rounding  
Data generated December 28, 2016