

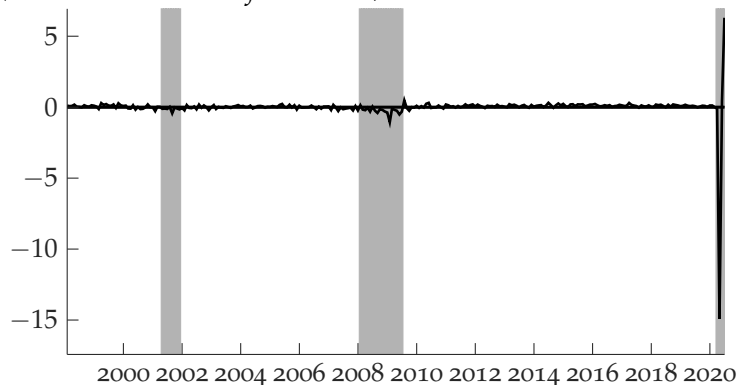
Detroit Economic Activity Index (DEAI)

June 2020

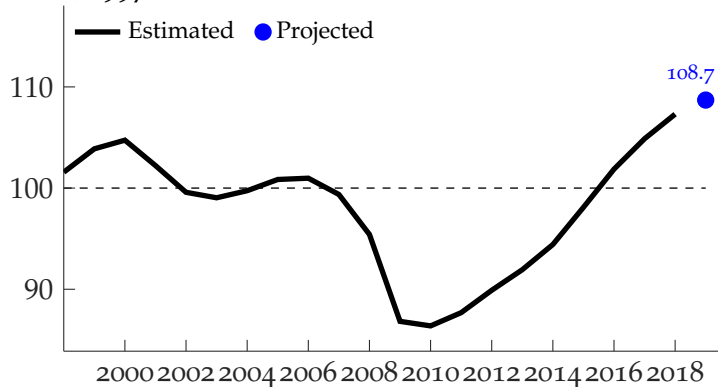
THE DETROIT ECONOMIC ACTIVITY INDEX (DEAI) was +6.30 in June 2020, up from +0.42 in May, following a reading of -14.92 in April. For the second quarter of 2020, the DEAI was -8.67, down from +0.08 in the first quarter.

The DEAI measures growth in economic activity for the city of Detroit using a mixed-frequency dynamic factor model of 24 Detroit-specific data series. An index value greater than zero points to above-trend growth, and conversely, a value less than zero points to below-trend growth. The index is then measured in standard deviation units from trend growth. The model also allows for projections of annual real gross city product (GCP) and real per capita income.

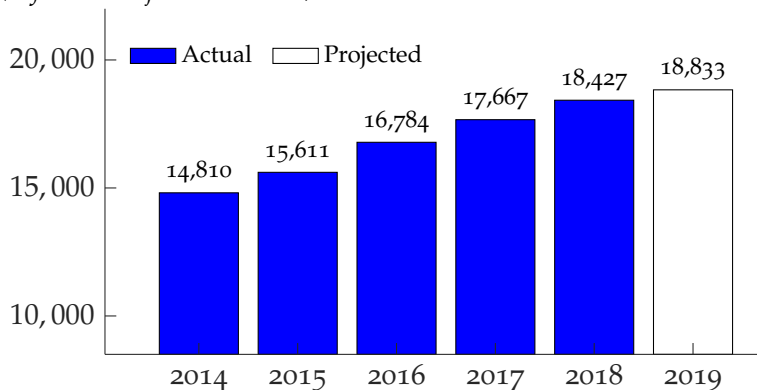
Detroit Economic Activity Index
(standard deviations from trend)



Detroit real gross city product (GCP)
(index, 1997=100)



Detroit real per capita income
(inflation-adjusted dollars)



Recent values (June 2020)

	Monthly	Quarterly	Annual
Jun	+6.30	Q2	-8.67
May	+0.42		
Apr	-14.92	Q1	+0.08
Mar	-0.10		
Feb	+0.01		
Jan	+0.12		
Dec	+0.12	Q4	2019 +0.11

Note: Quarterly and annual values are "triangle averaged" transformations of the monthly series.

Recent contributions

Category	Jun	May	Apr	Q2
Income	0.00	0.00	0.00	0.00
Labor	+5.68	+0.52	-14.28	-8.42
Real estate	+0.01	-0.08	+0.07	+0.01
Trade	+0.61	-0.02	-0.71	-0.27

The index can be decomposed into the contributions from each component data series. We group these series into four categories: income, labor, real estate, and trade. Included in the income category is gross metropolitan product (GMP) for the Detroit–Warren–Dearborn metropolitan statistical area (MSA), which is used in the estimation of Detroit GCP. For additional details, see "[Tracking Detroit's economic recovery after bankruptcy with a new index.](#)"

The shaded periods in the first figure correspond to recessions as determined by the National Bureau of Economic Research. *Actual* real per capita income data are from the U.S. Census Bureau, *American Community Survey* 1-year estimates.

**FEDERAL RESERVE BANK
OF CHICAGO**

For additional information, contact Paul Traub at paul.traub@chi.frb.org or visit chicagofed.org/deai.